

Arizona State University

Academic Catalog Archive Addendum 2016-2017

This document, published in August 2017, is a supplement to the Academic Catalog Archive 2016-2017 published in October 2016. It is the record of programs that were established, disestablished or experienced name changes since the publication of the Academic Catalog Archive 2016-2017. It also contains additional programs and policies that were not provided within the Academic Catalog Archive 2016-2017 because information was unavailable at the time of publication.

This document also includes major maps, which provide the critical requirements, order of courses and grade requirements for undergraduate degree programs, and Transfer Admission Guarantee (TAG) and Maricopa to ASU Pathways Program (MAPP) agreements that were not available at the time the Academic Catalog Archive 2016-2017 was published.

This addendum is a printable publication for accreditation organizations, agencies and university offices for data collection, evaluation purposes and referencing. Academic advisors, faculty and current students should refer to the online version of the academic catalog.

To navigate this document version of the Academic Catalog Addendum 2016-2017, refer to the table of contents and the bookmarks provided.

For inquiries or questions please contact academic.catalog@asu.edu.



Table of Contents

Academic Calendar	4
Academic Calendar	4
Summer 2017	4
Academic Organizations.....	7
Graduate College — formerly Division of Graduate Education. Name Change. Spring 2017.....	7
Academic Programs	7
Undergraduate Program Policy	7
Educational Disclosures	23
An Overview of Autism Spectrum Disorders, Graduate Certificate (EDSPEGRCA).	23
Applied Behavior Analysis, Graduate Certificate (TEABAGRCT).....	23
English as a Second Language, Graduate Certificate (TEESLGRCT).	23
Gifted Education, Graduate Certificate (TEGEDGRCT).	23
Institutional Research and Policy Analysis, Graduate Certificate (EDINSRESCE).	23
Instructional Design and Performance Improvement, Graduate Certificate (EDEDTGRCT).	23
Online Teaching for Grades K-12, Graduate Certificate (TEEDTGRCT).....	23
Graduate Certificates and Degree Programs	23
Advanced Nursing Practice (Adult Nurse Practitioner), DNP (NUANPADDNP). Disestablishment. Fall 2016.	23
Advanced Nursing Practice (Adult Psychiatric Mental Health Nurse Practitioner), DNP (NUANPPMDNP). Disestablishment. Fall 2016.....	23
Advanced Nursing Practice (Geriatric Nurse Practitioner), DNP (NUGNPDNP). Disestablishment. Fall 2016.	23
Dance Teaching Artist Praxis, Certificate (HIDTAPGRCT). Establishment. Summer 2017.....	23
Evidence-Based Practice in Nursing and Health Care, Certificate (NUEVIDNSCE). Disestablishment. Fall 2016.	25
Executive Master in Public Administration, EMPA (PPPUAEMPA). Establishment. Summer 2017.	25
Undergraduate Degree Programs.....	26
Engineering Exploration (TSEGRPRE). Disestablishment. Spring 2017.....	26
Ethnicity, Race and First Nations Studies, BA (ASETHBA). Disestablishment. Spring 2017.....	26
Forensic Science, BS — formerly Forensics, BS (ASFOREBS). Name Change. Fall 2016.	26
Health Innovation, Minor (NUHCIMIN). Establishment. Fall 2016.....	28
Secondary Education, Certificate (TESEDCERT). Campus Addition. Spring 2017.	29
Women and Gender Studies, BA (ASWSTBA). Disestablishment. Spring 2017.	29
Undergraduate Degree Requirements	30

Major Maps	30
Transfer Admission Guarantee (TAG) and Maricopa to ASU Pathways Program (MAPP)	32
Tuition and Fees	72
Summer 2017 Tuition and Fees	72
General Tuition & Fees Undergraduate Degree Program All Campuses	72
General Tuition & Fees Undergraduate Degree Program Online Campus	75
General Tuition & Fees Undergraduate Non-Degree Program All Campuses	78
General Tuition & Fees Undergraduate Degree Program ASU Colleges at Lake Havasu City	81
General Tuition & Fees Undergraduate Degree Program ASU Community College Based Progs	83
General Tuition & Fees Graduate All Campuses	85
General Tuition & Fees Graduate and Post-Baccalaureate Online Campus	88
University Academic Policies	91
Undergraduate Policies and Procedures	91
Credit by Examination	91

Academic Calendar

The university academic calendar for the Summer 2017 semester experienced a change during the 2016-2017 academic year. This change occurred after the publication of the 2016-2017 academic catalog archive.

Academic Calendar

ASU regularly offers classes in the fall, spring and summer terms with the following components:

Fall/Spring Session A: first 7.5-week session
Fall/Spring Session B: second 7.5-week session
Fall/Spring Session C: full semester (15 weeks plus final exams)

Summer Session A: first 6-week session
Summer Session B: second 6-week session
Summer Session C: 8-week session

If a class is scheduled in a session other than Session A, B or C, the drop/add/withdrawal deadlines are prorated based on the length of the class. Check the calendar icon next to each class on your schedule in My ASU [1] for the prorated deadline dates.

All dates are subject to change without notice.

- Summer 2017 [2]
- Archive & Future Term Calendars [3]

Related Calendars

- Final Exam Schedule [4]
- Tuition Deadlines [5]
- Financial Aid Calendar [6]
- Religious Holidays [7]

Summer 2017

Session A: (1st 6-Week Session) Tuesday, 05/16/2017 – Monday, 06/26/2017 Session B: (2nd 6-Week Session) Thursday, 06/29/2017 – Wednesday, 08/09/2017 Session C: (8-Week Session) Tuesday, 05/16/2017 – Monday, 07/10/2017	
Schedule of Classes Available [8]	February 7, 2017
Registration Begins [9]	February 8, 2017
Suggested Postmark to Meet Tuition Deadline	May 11, 2017

Session A: (1st 6-Week Session) Tuesday, 05/16/2017 – Monday, 06/26/2017
Session B: (2nd 6-Week Session) Thursday, 06/29/2017 – Wednesday, 08/09/2017
Session C: (8-Week Session) Tuesday, 05/16/2017 – Monday, 07/10/2017

Tuition Fee Payment Deadline - For registration from 2/8/2017 through 5/18/2017. For more information, please see Tuition and Deadlines [5].	May 25, 2017		
\$50.00 Late Registration Fee Begins [10] (does not apply to ASU Online students)	Session A May 8, 2017	Session B June 21, 2017	Session C May 8, 2017
Classes Begin	Session A May 16, 2017	Session B June 29, 2017	Session C May 16, 2017
Last Day to Register or Drop/Add Without College Approval [11]	Session A May 17, 2017	Session B June 30, 2017	Session C May 17, 2017
Residency Classification Petition Deadline [12]	May 17, 2017		
Tuition & Fees 100% Refund Deadline - For more information see Tuition and Refund Policy [13]. Note: If you choose to drop a class [14] or withdraw from ASU [15] after this deadline, you may receive a bill for the financial aid used to cover those classes.	Session A May 23, 2017	Session B July 3, 2017	Session C May 23, 2017
Memorial Day Observed - University Closed	May 29, 2017		
Course Withdrawal Deadline [16]	Session A June 5, 2017	Session B July 19, 2017	Session C June 5, 2017
Deadline to Apply for Graduation [17]	June 15, 2017		
Tuition Fee Payment Deadline - For registration from 5/19/2017 through 6/18/2017. For more information, see Tuition and Deadlines [5].	June 25, 2017		
Independence Day Observed - University Closed	July 4, 2017		
Complete Session Withdrawal Deadline [18]	Session A June 26, 2017	Session B August 9, 2017	Session C July 10, 2017
Classes End/ Last Day to Process Transactions	Session A June 26, 2017	Session B August 9, 2017	Session C July 10, 2017

Session A: (1st 6-Week Session) Tuesday, 05/16/2017 – Monday, 06/26/2017 Session B: (2nd 6-Week Session) Thursday, 06/29/2017 – Wednesday, 08/09/2017 Session C: (8-Week Session) Tuesday, 05/16/2017 – Monday, 07/10/2017			
Final Grades Due	Session A June 28, 2017	Session B August 11, 2017	Session C July 12, 2017
Tuition Fee Payment Deadline - For registration from 6/19/2017 through 7/18/2017. For more information, see Tuition and Deadlines [5].	July 25, 2017		
Degree Conferral Date	August 9, 2017		
Grade Replacement Processing	August 14, 2017		

Source URL: <https://students.asu.edu/academic-calendar>

Links:

- [1] <https://my.asu.edu/>
- [2] <https://students.asu.edu/academic-calendar#summer17>
- [3] <https://students.asu.edu/registrar-semester-calendar>
- [4] <https://students.asu.edu/final-exam-schedule>
- [5] <https://students.asu.edu/tuitiondeadlines>
- [6] <https://students.asu.edu/financialaid/calendar>
- [7] <https://students.asu.edu/cora/holidays>
- [8] <https://webapp4.asu.edu/catalog/>
- [9] <https://students.asu.edu/registration>
- [10] <https://students.asu.edu/tuitiondescriptions>
- [11] <https://students.asu.edu/drop-add>
- [12] <https://students.asu.edu/residency>
- [13] <http://students.asu.edu/tuitionrefundpolicy>
- [14] <http://students.asu.edu/policies/census>
- [15] <http://students.asu.edu/policies/fa-withdrawal>
- [16] <https://students.asu.edu/withdrawal>
- [17] <https://students.asu.edu/graduation>
- [18] <https://students.asu.edu/forms/withdrawal>

Academic Organizations

Graduate College — formerly Division of Graduate Education. Name Change. Spring 2017.

Academic Programs

Undergraduate Program Policy

The following section details additional policies pertaining to the Aeronautical Management Technology (Professional Flight) degree program that were not provided within the Academic Catalog Archive 2016-2017 because the information was unavailable at the time of publication.

Professional Flight Program Fee Schedules

Background

In September 2015, the VA issued a policy advisory that addressed the use of VA educational benefits for flight programs at Institutes of Higher Learning (IHLs). The policy obligated IHLs to define their curriculum as the minimal amount of flight and ground events required to complete the degree program, along with the duration and cost of each event. Henceforth, the VA would only pay this minimum for approved programs on a per-class basis. An additional policy advisory issued in December 2015 excluded the payment of private pilot instruction for IHLs who use a 3rd party provider for flight training, as is ASU's case. This impacted AMT 105 and AMT 110, two flight classes within the AMT Pro Flight curriculum which contained Private Pilot curriculum. Finally, it has been a longstanding policy that the VA compliance of any program is dependent upon meeting the "85/15 rule," whereby at least 15% of the students in any given program of study are not receiving VA benefits. While ASU does meet this criterion in terms of non-veterans in the flight program for this catalog year, the intent is that non-veterans be billed in the same way as those receiving VA benefits (i.e., billed directly by ASU for the minimum flight fee cost, excluding private pilot instruction).

Establishment of a Two-Track System

In response to these requirements, ASU Aviation Programs created two payment tracks for students in the Aviation Management Technology – Professional Flight concentration, as follows:

1. **Direct Pay to Flight Training Provider.** This track enables the student to pay directly to the flight training provider on a pay-as-you-go basis. Students would select this option if they need to complete the Private Pilot Certification sequence of courses. It is preferred that the majority of students select this option, as the Flight Provider will have the most direct and timely information about students' account status (i.e., that they have funds deposited to cover flight instruction costs as they progress.)
2. **Minimum Course Fee Pay through ASU.** This track enables the minimum cost of eligible flight instruction courses to be paid directly by the VA for VA-eligible students. These students will be billed the minimum course fee by ASU, which in turn will be paid by the VA or the student. As a minimum of 15% of the students utilizing this option must also come from the non-VA population, non-VA students may opt for this track if they already are a licensed Private Pilot and agree to be billed through this process

for the minimum flight course fees. These funds will be collected by ASU and passed on to the Flight Training Partner. For all students in this track who need to pay above the minimum to complete the course requirements, those additional fees will be paid directly to the Flight Training Provider.

The following two tables summarize the class structure and corresponding fees:

Fee Structure: Spring and Summer 2016		Minimum Cost	
Course	Course Title	Direct Pay to Flight Training Provider	Minimum Course Fee Pay through ASU
AMT 105	Flight Operations & Safety I (private)	\$ 8,695	\$ 8,695
AMT 110	Flight Operations & Safety II (private & instrument)	\$ 9,264	\$ 9,264
AMT 150	Flight Operations & Safety III (instrument)	\$ 5,833	\$ 5,833
AMT 205	Flight Operations & Safety IV (instrument)	\$ 6,521	\$ 6,521
AMT 210	Flight Operations & Safety V (instrument & commercial)	\$ 8,823	\$ 8,823
AMT 250	Flight Operations & Safety VI (commrcial & CFI)	\$ 8,658	\$ 8,658
AMT 305	Flight Operations & Safety VII (multiengine)	\$ 8,738	\$ 8,738
AMT 310	Flight Operations & Safety VIII (multiengine & CFI)	\$ 11,348	\$ 11,348
Total		\$ 67,880	\$ 67,880

Fee Structure: Fall 2016		Minimum Cost	
Course	Course Title	Direct Pay to Flight Training Provider	Minimum Course Fee Pay through ASU
AMT 105	Flight Operations & Safety I (private)	\$ 10,238	\$ -
AMT 110	Flight Operations & Safety II (private & instrument)	\$ 11,122	\$ -
AMT 150	Flight Operations & Safety III (instrument)	\$ 7,028	\$ 8,898
AMT 205	Flight Operations & Safety IV (instrument)	\$ 7,855	\$ 7,855
AMT 210	Flight Operations & Safety V (instrument & commercial)	\$ 10,740	\$ 10,740
AMT 250	Flight Operations & Safety VI (commrcial & CFI)	\$ 10,006	\$ 10,006
AMT 305	Flight Operations & Safety VII (multiengine)	\$ 10,298	\$ 10,298
AMT 310	Flight Operations & Safety VIII (multiengine & CFI)	\$ 14,670	\$ 14,670
Total		\$ 81,957	\$ 62,467

*AMT 150 in the Minimum Course Fee track contains the instrument events that would otherwise be imbedded in AMT 110.

Detailed cost breakdowns for each class are included in Appendix 1 for Spring and Summer, 2016, and in Appendix 2 for Fall 2016.

Restrictions

Flight fees under the Minimum Course Fee track which are paid by the VA on behalf of the student are to be used only for the purposes of paying the flight provider for actual flight and ground expenses. Students may be allowed to carry forward any excess funding in their accounts as they are completing the AMT 150 through AMT 310 flight class sequence. Following the successful completion of AMT 310, however, any unused VA funding will be returned to ASU by the flight provider.

Appendix 1 - Class Events Detail, Spring and Summer 2016 Fees

AMT 105: Spring and Summer 2016					
Course	Lesson	Hours	Rate	Price	
1 (105)	FLT 1-0	1	\$ 193	\$ 193	
2	FLT 1-0	1	\$ 193	\$ 193	
3	FLT 1-0	1	\$ 193	\$ 193	
4	FLT 1-0	1	\$ 193	\$ 193	
5	Ground 1	2	\$ 73	\$ 146	
6	Ground 1	2	\$ 73	\$ 146	
7	Ground 1	2	\$ 73	\$ 146	
8	Ground 1	2	\$ 73	\$ 146	
9	FLT 1-1	2	\$ 193	\$ 386	
10	FLT 1-2	2	\$ 193	\$ 386	
11	FLT 1-3	2	\$ 193	\$ 386	
12	FLT 1-4	2	\$ 193	\$ 386	
13	FLT 1-4	2	\$ 193	\$ 386	
14	FLT 1-5	2	\$ 193	\$ 386	
15	FLT 1-6	2	\$ 193	\$ 386	
16	FLT 1-7	2	\$ 193	\$ 386	
17	FLT 1-8	2	\$ 193	\$ 386	
18	FLT 1-9	2	\$ 193	\$ 386	
19	FLT 1-10	2	\$ 193	\$ 386	
20	FLT 1-10	2	\$ 193	\$ 386	
21	FLT 1-10	2	\$ 193	\$ 386	
22	FLT 1-10	2	\$ 193	\$ 386	
23	FLT 1-10	1	\$ 193	\$ 193	
24	Ground 2	2	\$ 73	\$ 146	
25	Ground 2	2	\$ 73	\$ 146	
26	Ground 2	2	\$ 73	\$ 146	
27	Ground 2	2	\$ 73	\$ 146	
28	FLT 1-11	3	\$ 193	\$ 579	
29	FLT 1-12	3	\$ 193	\$ 579	\$ 8,695

Appendix 1 - Class Events Detail, Spring and Summer 2016 Fees (continued)

AMT 110: Spring and Summer 2016					
1 (110)	FLT 1-13	3	\$ 193	\$ 579	
2	FLT 1-14	3	\$ 193	\$ 579	
3	Solo Prep	2	\$ 193	\$ 386	
4	Solo Prep	2	\$ 193	\$ 386	
5	Solo Prep	2	\$ 193	\$ 386	
6	Solo Prep	1	\$ 193	\$ 193	
7	Solo Eval	4	\$ 193	\$ 772	
8	Solo	1.5	\$ 135	\$ 203	
9	Solo XC 1	3.5	\$ 135	\$ 473	
10	Solo XC 2	3.5	\$ 135	\$ 473	
11	Solo XC 3	3.5	\$ 135	\$ 473	
12	Ground 3	2	\$ 58	\$ 116	
13	Ground 3	2	\$ 58	\$ 116	
14	Ground 3	2	\$ 58	\$ 116	
15	Ground 3	2	\$ 58	\$ 116	
16	FLT 1-16	3.5	\$ 193	\$ 676	
17	FLT 1-16	2.5	\$ 193	\$ 483	
18	FLT 1-16	2.5	\$ 193	\$ 483	
19	FLT 1-16	2.5	\$ 193	\$ 483	
20	Private Checkride	2	\$ 135	\$ 270	
21	Ground 1	1	\$ 58	\$ 58	
22	Ground 2	1	\$ 58	\$ 58	
23	COM FLT 1-1	2	\$ 193	\$ 386	
24	Ground 3	1	\$ 58	\$ 58	
25	Ground 4	1	\$ 58	\$ 58	
26	COM FLT 1-1	2	\$ 193	\$ 386	
27	Ground 5	1	\$ 58	\$ 58	
28	Ground 6	1	\$ 58	\$ 58	
29	COM FLT 1-1	2	\$ 193	\$ 386	\$ 9,264

Appendix 1 - Class Events Detail, Spring and Summer 2016 Fees (continued)

AMT 150: Spring 2016, Summer 2016					
1 (150)	FTD 2-1	2	\$ 73	\$ 146	
2	COM FLT 1-1	2	\$ 193	\$ 386	
3	FTD 2-2	2	\$ 73	\$ 146	
4	COM FLT 1-1	2	\$ 193	\$ 386	
5	FTD 2-3	1	\$ 73	\$ 73	
6	Ground 7	1	\$ 58	\$ 58	
7	Ground 8	1	\$ 58	\$ 58	
8	Ground 9	1	\$ 58	\$ 58	
9	FLT 2-1	2	\$ 193	\$ 386	
10	FLT 2-2	2	\$ 193	\$ 386	
11	Ground 10	1	\$ 58	\$ 58	
12	Ground 11	1	\$ 58	\$ 58	
13	Ground 12	1	\$ 58	\$ 58	
14	FTD 2-4	2	\$ 73	\$ 146	
15	COM FLT 1-1	2	\$ 193	\$ 386	
16	FTD 2-5	2	\$ 73	\$ 146	
17	FLT 2-3	2	\$ 193	\$ 386	
18	COM FLT 1-1	2	\$ 193	\$ 386	
19	COM FLT 1-1	2	\$ 193	\$ 386	
20	Ground 13	1	\$ 58	\$ 58	
21	Ground 14	1	\$ 58	\$ 58	
22	Ground 15	1	\$ 58	\$ 58	
23	COM FLT 1-1	2	\$ 193	\$ 386	
24	FTD 2-6	2	\$ 73	\$ 146	
25	COM FLT 1-1	2	\$ 193	\$ 386	
26	FTD 2-7	2	\$ 73	\$ 146	
27	FLT 2-4	2	\$ 193	\$ 386	
28	Ground 16	1	\$ 58	\$ 58	
29	Ground 17	1	\$ 58	\$ 58	\$ 5,833

Appendix 1 - Class Events Detail, Spring and Summer 2016 Fees (continued)

AMT 205: Spring and Summer 2016					
1 (205)	COM FLT 1-1	2	\$ 193	\$ 386	
2	FTD 2-8	2	\$ 73	\$ 146	
3	COM FLT 1-1	2	\$ 193	\$ 386	
4	FTD 2-9	2	\$ 73	\$ 146	
5	FLT 2-5	2	\$ 193	\$ 386	
6	Ground 18	1	\$ 58	\$ 58	
7	Ground 19	1	\$ 58	\$ 58	
8	Ground 20	1	\$ 58	\$ 58	
9	COM FLT 1-1	2	\$ 193	\$ 386	
10	FTD 2-10	2	\$ 73	\$ 146	
11	COM FLT 1-1	2	\$ 193	\$ 386	
12	FTD 2-11	2	\$ 73	\$ 146	
13	FLT 2-6	2	\$ 193	\$ 386	
14	COM FLT 1-1	2	\$ 193	\$ 386	
15	Ground 21	1	\$ 58	\$ 58	
16	Ground 22	1	\$ 58	\$ 58	
17	COM FLT 1-1	2	\$ 193	\$ 386	
18	Ground 23	1	\$ 58	\$ 58	
19	Ground 24	1	\$ 58	\$ 58	
20	COM FLT 1-1	2	\$ 193	\$ 386	
21	Ground 25	1	\$ 58	\$ 58	
22	Ground 26	1	\$ 58	\$ 58	
23	Ground 27	1	\$ 58	\$ 58	
24	COM FLT 1-1	2	\$ 193	\$ 386	
25	FTD 2-12	2	\$ 73	\$ 146	
26	COM FLT 1-1	2	\$ 193	\$ 386	
27	FLT 2-7	3	\$ 193	\$ 579	
28	COM FLT 1-1	2	\$ 193	\$ 386	\$ 6,521

Appendix 1 - Class Events Detail, Spring and Summer 2016 Fees (continued)

AMT 210: Spring and Summer 2016					
1 (210)	COM FLT 1-1	2	\$ 193	\$ 386	
2	Ground 28	3	\$ 58	\$ 174	
3	COM FLT 1-1	2	\$ 193	\$ 386	
4	COM FLT 1-1	2	\$ 193	\$ 386	
5	COM FLT 1-1	2	\$ 193	\$ 386	
6	COM FLT 1-1	2	\$ 193	\$ 386	
7	COM FLT 1-1	2	\$ 193	\$ 386	
8	COM FLT 1-1	2	\$ 193	\$ 386	
9	COM FLT 1-1	2	\$ 193	\$ 386	
10	COM FLT 1-1	2	\$ 193	\$ 386	
11	COM FLT 1-1	2	\$ 193	\$ 386	
12	COM FLT 1-1	2	\$ 193	\$ 386	
13	COM FLT 1-1	2	\$ 193	\$ 386	
14	COM FLT 1-1	2	\$ 193	\$ 386	
15	COM FLT 1-1	2	\$ 193	\$ 386	
16	COM FLT 1-2	2	\$ 193	\$ 386	
17	FLT 2-8	2	\$ 193	\$ 386	
18	FLT 2-8	2	\$ 193	\$ 386	
19	FLT 2-8	2	\$ 193	\$ 386	
20	FLT 2-8	2	\$ 193	\$ 386	
21	FLT 2-9	2	\$ 193	\$ 386	
22	Instrument Check Ride	3	\$ 135	\$ 405	
23	Ground 1	1	\$ 58	\$ 58	
24	Ground 2	1	\$ 58	\$ 58	
25	Ground 3	1	\$ 58	\$ 58	
26	Ground 4	1	\$ 58	\$ 58	
27	COM FTD 2-1	2	\$ 73	\$ 146	
28	COM FTD 2-1	2	\$ 73	\$ 146	\$ 8,823

Appendix 1 - Class Events Detail, Spring and Summer 2016 Fees (continued)

AMT 250: Spring and Summer 2016					
1 (250)	COM FLT 2-2	2	\$ 369	\$ 738	
2	Ground 5	1	\$ 58	\$ 58	
3	COM FLT 2-2	2	\$ 369	\$ 738	
4	COM FTD 2-1	2	\$ 73	\$ 146	
5	Ground 6	1	\$ 58	\$ 58	
6	COM FTD 2-1	2	\$ 73	\$ 146	
7	COM FLT 2-2	2	\$ 369	\$ 738	
8	Ground 7	1	\$ 58	\$ 58	
9	COM FLT 2-2	2	\$ 369	\$ 738	
10	Ground 8	1	\$ 58	\$ 58	
11	COM FLT 2-3	2	\$ 369	\$ 738	
12	COM FLT 2-4	2	\$ 369	\$ 738	
13	Ground 9	1	\$ 58	\$ 58	
14	Ground 10	1	\$ 58	\$ 58	
15	Ground 11	1	\$ 58	\$ 58	
16	Ground 12	1	\$ 58	\$ 58	
17	Ground 13	1	\$ 58	\$ 58	
18	Ground 14	1	\$ 58	\$ 58	
19	COM FLT 2-5	3	\$ 369	\$ 1,107	
20	COM FLT 2-6	3	\$ 369	\$ 1,107	
21	Ground 15	1	\$ 58	\$ 58	
22	Ground 16	1	\$ 58	\$ 58	
23	Ground 17	1	\$ 58	\$ 58	
24	Ground 18	1	\$ 58	\$ 58	
25	Ground 19	1	\$ 58	\$ 58	
26	Ground 20	1	\$ 58	\$ 58	
27	COM FLT 2-7	2	\$ 369	\$ 738	
28	Ground 21	1	\$ 58	\$ 58	\$ 8,658

Appendix 1 - Class Events Detail, Spring and Summer 2016 Fees (continued)

AMT 305: Spring and Summer 2016					
1 (305)	Ground 22	1	\$ 58	\$ 58	
2	Ground 23	1	\$ 58	\$ 58	
3	COM FTD 2-10	2	\$ 73	\$ 146	
4	COM FTD 2-10	2	\$ 73	\$ 146	
5	COM FTD 2-10	2	\$ 73	\$ 146	
6	COM FTD 2-10	2	\$ 73	\$ 146	
7	COM FLT 2-8	2.5	\$ 369	\$ 923	
8	Ground 24	1	\$ 58	\$ 58	
9	Ground 25	1	\$ 58	\$ 58	
10	Ground 26	1	\$ 58	\$ 58	
11	COM FLT 2-9	2.5	\$ 369	\$ 923	
12	Ground 27	1	\$ 58	\$ 58	
13	Ground 28	2	\$ 58	\$ 116	
14	Ground 28	2	\$ 58	\$ 116	
15	Ground 28	2	\$ 58	\$ 116	
16	Ground 28	2	\$ 58	\$ 116	
17	COM FLT 2-11	3	\$ 369	\$ 1,107	
18	COM FLT 2-12	2	\$ 369	\$ 738	
19	Comm Multi Checkride	2	\$ 311	\$ 622	
20	COM FLT 4-5	2	\$ 193	\$ 386	
21	COM FLT 4-5	2	\$ 193	\$ 386	
22	COM FLT 4-5	2	\$ 193	\$ 386	
23	COM FLT 4-5	2	\$ 193	\$ 386	
24	COM FLT 4-5	2	\$ 193	\$ 386	
25	COM FLT 4-5	2	\$ 193	\$ 386	
26	COM FLT 4-5	2	\$ 193	\$ 386	
27	COM FLT 4-5	1	\$ 193	\$ 193	
28	Comm SE Checkride	1	\$ 135	\$ 135	\$ 8,738

Appendix 1 - Class Events Detail, Spring and Summer 2016 Fees (continued)

AMT 310: Spring and Summer 2016					
1 (310)	Ground 1	2	\$ 29	\$ 58	
2	Ground 2	2	\$ 29	\$ 58	
3	Ground 3	2	\$ 29	\$ 58	
4	Ground 4	2	\$ 29	\$ 58	
5	Ground 5	2	\$ 29	\$ 58	
6	Ground 6	2	\$ 29	\$ 58	
7	Ground 7	2	\$ 29	\$ 58	
8	Ground 8	2	\$ 29	\$ 58	
9	Ground 9	2	\$ 29	\$ 58	
10	Ground 10	2	\$ 29	\$ 58	
11	Ground 11	2	\$ 29	\$ 58	
12	Ground 12	2	\$ 29	\$ 58	
13	Ground 13	2	\$ 29	\$ 58	
14	Ground 14	2	\$ 29	\$ 58	
15	Ground 15	2	\$ 29	\$ 58	
16	Ground 16	2	\$ 29	\$ 58	
17	Ground 17	2	\$ 29	\$ 58	
18	Ground 18	2	\$ 29	\$ 58	
19	Ground 19	2	\$ 29	\$ 58	
20	FLT 5-2	2	\$ 369	\$ 738	
21	FLT 5-2	2	\$ 369	\$ 738	
22	FLT 5-2	2	\$ 369	\$ 738	
23	FLT 5-2	2	\$ 369	\$ 738	
24	FLT 5-2	2	\$ 369	\$ 738	
25	FLT 5-2	2	\$ 369	\$ 738	
26	FLT 5-2	2	\$ 369	\$ 738	
27	Spin	1	\$ 193	\$ 193	
28	MEI Initial	2	\$ 311	\$ 622	
29	FLT 5-7	2	\$ 193	\$ 386	
30	FLT 5-7	2	\$ 193	\$ 386	
31	FLT 5-7	2	\$ 193	\$ 386	
32	FLT 5-7	2	\$ 193	\$ 386	
33	FLT 5-7	2	\$ 193	\$ 386	
34	checkride SE	1	\$ 135	\$ 135	
35	FLT 5-5	2	\$ 193	\$ 386	
36	FLT 5-5	2	\$ 193	\$ 386	
37	FLT 5-5	2	\$ 193	\$ 386	
38	FLT 5-5	2	\$ 193	\$ 386	
39	FLT 5-5	2	\$ 193	\$ 386	
40	Checkride CFII	2	\$ 135	\$ 270	\$ 11,348

Appendix 2 – Class Events Detail, Fall 2016 Fees

AMT 150					
Syllabus Event	Syllabus Title	Hours	Cost/hr	Event Cost	Running Total
1	Ground 1	1	\$ 71.00	\$ 71.00	\$ 71.00
2	Ground 2	1	\$ 71.00	\$ 71.00	\$ 142.00
3	COM FLT 1-1	2	\$ 217.00	\$ 434.00	\$ 576.00
	COM FLT 1-1 Pre/Post	0.5	\$ 71.00	\$ 35.50	\$ 611.50
4	Ground 3	1	\$ 71.00	\$ 71.00	\$ 682.50
5	Ground 4	1	\$ 71.00	\$ 71.00	\$ 753.50
6	COM FLT 1-1	2	\$ 217.00	\$ 434.00	\$ 1,187.50
	COM FLT 1-1 Pre/Post	0.5	\$ 71.00	\$ 35.50	\$ 1,223.00
7	Ground 5	1	\$ 71.00	\$ 71.00	\$ 1,294.00
8	Ground 6	1	\$ 71.00	\$ 71.00	\$ 1,365.00
9	COM FLT 1-1	2	\$ 217.00	\$ 434.00	\$ 1,799.00
	COM FLT 1-1 Pre/Post	0.5	\$ 71.00	\$ 35.50	\$ 1,834.50
10	FTD 2-1	2	\$ 86.00	\$ 172.00	\$ 2,006.50
11	COM FLT 1-1	2	\$ 217.00	\$ 434.00	\$ 2,440.50
	COM FLT 1-1 Pre/Post	0.5	\$ 71.00	\$ 35.50	\$ 2,476.00
12	FTD 2-2	2	\$ 86.00	\$ 172.00	\$ 2,648.00
13	COM FLT 1-1	2	\$ 217.00	\$ 434.00	\$ 3,082.00
	COM FLT 1-1 Pre/Post	0.5	\$ 71.00	\$ 35.50	\$ 3,117.50
14	FTD 2-3	1	\$ 86.00	\$ 86.00	\$ 3,203.50
15	Ground 7	1	\$ 71.00	\$ 71.00	\$ 3,274.50
16	Ground 8	1	\$ 71.00	\$ 71.00	\$ 3,345.50
17	Ground 9	1	\$ 71.00	\$ 71.00	\$ 3,416.50
18	FLT 2-1	2	\$ 217.00	\$ 434.00	\$ 3,850.50
	FLT 2-1 Pre/Post	0.5	\$ 71.00	\$ 35.50	\$ 3,886.00
19	FLT 2-2	2	\$ 217.00	\$ 434.00	\$ 4,320.00
	FLT 2-2 Pre/Post	0.5	\$ 71.00	\$ 35.50	\$ 4,355.50
20	Ground 10	1	\$ 71.00	\$ 71.00	\$ 4,426.50
21	Ground 11	1	\$ 71.00	\$ 71.00	\$ 4,497.50
22	Ground 12	1	\$ 71.00	\$ 71.00	\$ 4,568.50
23	FTD 2-4	2	\$ 86.00	\$ 172.00	\$ 4,740.50
24	COM FLT 1-1	2	\$ 217.00	\$ 434.00	\$ 5,174.50
	COM FLT 1-1 Pre/Post	0.5	\$ 71.00	\$ 35.50	\$ 5,210.00
25	FTD 2-5	2	\$ 86.00	\$ 172.00	\$ 5,382.00
26	FLT 2-3	2	\$ 217.00	\$ 434.00	\$ 5,816.00
	FLT 2-3 Pre/Post	0.5	\$ 71.00	\$ 35.50	\$ 5,851.50
27	COM FLT 1-1	2	\$ 217.00	\$ 434.00	\$ 6,285.50
	COM FLT 1-1 Pre/Post	0.5	\$ 71.00	\$ 35.50	\$ 6,321.00
28	COM FLT 1-1	2	\$ 217.00	\$ 434.00	\$ 6,755.00
	COM FLT 1-1 Pre/Post	0.5	\$ 71.00	\$ 35.50	\$ 6,790.50
29	Ground 13	1	\$ 71.00	\$ 71.00	\$ 6,861.50
30	Ground 14	1	\$ 71.00	\$ 71.00	\$ 6,932.50
31	Ground 15	1	\$ 71.00	\$ 71.00	\$ 7,003.50
32	COM FLT 1-1	2	\$ 217.00	\$ 434.00	\$ 7,437.50
	COM FLT 1-1 Pre/Post	0.5	\$ 71.00	\$ 35.50	\$ 7,473.00
33	FTD 2-6	2	\$ 86.00	\$ 172.00	\$ 7,645.00
34	COM FLT 1-1	2	\$ 217.00	\$ 434.00	\$ 8,079.00
	COM FLT 1-1 Pre/Post	0.5	\$ 71.00	\$ 35.50	\$ 8,114.50
35	FTD 2-7	2	\$ 86.00	\$ 172.00	\$ 8,286.50
36	FLT 2-4	2	\$ 217.00	\$ 434.00	\$ 8,720.50
	FLT 2-4 Pre/Post	0.5	\$ 71.00	\$ 35.50	\$ 8,756.00
37	Ground 16	1	\$ 71.00	\$ 71.00	\$ 8,827.00
38	Ground 17	1	\$ 71.00	\$ 71.00	\$ 8,898.00
AMT 150 Total Cost				\$ 8,898.00	

Appendix 2 – Class Events Detail, Fall 2016 Fees (continued)

AMT 205					
Syllabus Event	Syllabus Title	Hours	Cost/hr	Event Cost	Running Total
1	COM FLT 1-1	2	\$ 217.00	\$ 434.00	\$ 434.00
	COM FLT 1-1 Pre/Post	0.5	\$ 71.00	\$ 35.50	\$ 469.50
2	FTD 2-8	2	\$ 86.00	\$ 172.00	\$ 641.50
3	COM FLT 1-1	2	\$ 217.00	\$ 434.00	\$ 1,075.50
	COM FLT 1-1 Pre/Post	0.5	\$ 71.00	\$ 35.50	\$ 1,111.00
4	FTD 2-9	2	\$ 86.00	\$ 172.00	\$ 1,283.00
5	FLT 2-5	3	\$ 217.00	\$ 651.00	\$ 1,934.00
	FLT 2-5 Pre/Post	0.5	\$ 71.00	\$ 35.50	\$ 1,969.50
6	Ground 18	1	\$ 71.00	\$ 71.00	\$ 2,040.50
7	Ground 19	1	\$ 71.00	\$ 71.00	\$ 2,111.50
8	Ground 20	1	\$ 71.00	\$ 71.00	\$ 2,182.50
9	COM FLT 1-1	2	\$ 217.00	\$ 434.00	\$ 2,616.50
	COM FLT 1-1 Pre/Post	0.5	\$ 71.00	\$ 35.50	\$ 2,652.00
10	FTD 2-10	2	\$ 86.00	\$ 172.00	\$ 2,824.00
11	COM FLT 1-1	2	\$ 217.00	\$ 434.00	\$ 3,258.00
	COM FLT 1-1 Pre/Post	0.5	\$ 71.00	\$ 35.50	\$ 3,293.50
12	FTD 2-11	2	\$ 86.00	\$ 172.00	\$ 3,465.50
13	FLT 2-6	3	\$ 217.00	\$ 651.00	\$ 4,116.50
	FLT 2-6 Pre/Post	0.5	\$ 71.00	\$ 35.50	\$ 4,152.00
14	COM FLT 1-1	2	\$ 217.00	\$ 434.00	\$ 4,586.00
	COM FLT 1-1 Pre/Post	0.5	\$ 71.00	\$ 35.50	\$ 4,621.50
15	Ground 21	1	\$ 71.00	\$ 71.00	\$ 4,692.50
16	Ground 22	1	\$ 71.00	\$ 71.00	\$ 4,763.50
17	COM FLT 1-1	2	\$ 217.00	\$ 434.00	\$ 5,197.50
	COM FLT 1-1 Pre/Post	0.5	\$ 71.00	\$ 35.50	\$ 5,233.00
18	Ground 23	1	\$ 71.00	\$ 71.00	\$ 5,304.00
19	Ground 24	1	\$ 71.00	\$ 71.00	\$ 5,375.00
20	COM FLT 1-1	2	\$ 217.00	\$ 434.00	\$ 5,809.00
	COM FLT 1-1 Pre/Post	0.5	\$ 71.00	\$ 35.50	\$ 5,844.50
21	Ground 25	1	\$ 71.00	\$ 71.00	\$ 5,915.50
22	Ground 26	1	\$ 71.00	\$ 71.00	\$ 5,986.50
23	Ground 27	1	\$ 71.00	\$ 71.00	\$ 6,057.50
24	COM FLT 1-1	2	\$ 217.00	\$ 434.00	\$ 6,491.50
	COM FLT 1-1 Pre/Post	0.5	\$ 71.00	\$ 35.50	\$ 6,527.00
25	FTD 2-12	2	\$ 86.00	\$ 172.00	\$ 6,699.00
26	COM FLT 1-1	2	\$ 217.00	\$ 434.00	\$ 7,133.00
	COM FLT 1-1 Pre/Post	0.5	\$ 71.00	\$ 35.50	\$ 7,168.50
27	FLT 2-7	3	\$ 217.00	\$ 651.00	\$ 7,819.50
	FLT 2-7 Pre/Post	0.5	\$ 71.00	\$ 35.50	\$ 7,855.00
AMT 205 Total Cost				\$ 7,855.00	

Appendix 2 – Class Events Detail, Fall 2016 Fees (continued)

AMT 210					
Syllabus Event	Syllabus Title	Hours	Cost/hr	Total Cost	Running Total
1	COM FLT 1-1	2	\$ 217.00	\$ 434.00	\$ 434.00
	COM FLT 1-1 Pre/Post	0.5	\$ 71.00	\$ 35.50	\$ 469.50
2	Ground 28	3	\$ 71.00	\$ 213.00	\$ 682.50
3	COM FLT 1-1	2	\$ 217.00	\$ 434.00	\$ 1,116.50
	COM FLT 1-1 Pre/Post	0.5	\$ 71.00	\$ 35.50	\$ 1,152.00
4	COM FLT 1-1	2	\$ 217.00	\$ 434.00	\$ 1,586.00
	COM FLT 1-1 Pre/Post	0.5	\$ 71.00	\$ 35.50	\$ 1,621.50
5	COM FLT 1-1	2	\$ 217.00	\$ 434.00	\$ 2,055.50
	COM FLT 1-1 Pre/Post	0.5	\$ 71.00	\$ 35.50	\$ 2,091.00
6	COM FLT 1-1	2	\$ 217.00	\$ 434.00	\$ 2,525.00
	COM FLT 1-1 Pre/Post	0.5	\$ 71.00	\$ 35.50	\$ 2,560.50
7	COM FLT 1-1	2	\$ 217.00	\$ 434.00	\$ 2,994.50
	COM FLT 1-1 Pre/Post	0.5	\$ 71.00	\$ 35.50	\$ 3,030.00
8	COM FLT 1-1	2	\$ 217.00	\$ 434.00	\$ 3,464.00
	COM FLT 1-1 Pre/Post	0.5	\$ 71.00	\$ 35.50	\$ 3,499.50
9	COM FLT 1-1	2	\$ 217.00	\$ 434.00	\$ 3,933.50
	COM FLT 1-1 Pre/Post	0.5	\$ 71.00	\$ 35.50	\$ 3,969.00
10	COM FLT 1-1	2	\$ 217.00	\$ 434.00	\$ 4,403.00
	COM FLT 1-1 Pre/Post	0.5	\$ 71.00	\$ 35.50	\$ 4,438.50
11	COM FLT 1-1	2	\$ 217.00	\$ 434.00	\$ 4,872.50
	COM FLT 1-1 Pre/Post	0.5	\$ 71.00	\$ 35.50	\$ 4,908.00
12	COM FLT 1-1	2	\$ 217.00	\$ 434.00	\$ 5,342.00
	COM FLT 1-1 Pre/Post	0.5	\$ 71.00	\$ 35.50	\$ 5,377.50
13	COM FLT 1-1	2	\$ 217.00	\$ 434.00	\$ 5,811.50
	COM FLT 1-1 Pre/Post	0.5	\$ 71.00	\$ 35.50	\$ 5,847.00
14	COM FLT 1-1	2	\$ 217.00	\$ 434.00	\$ 6,281.00
	COM FLT 1-1 Pre/Post	0.5	\$ 71.00	\$ 35.50	\$ 6,316.50
15	COM FLT 1-1	2	\$ 217.00	\$ 434.00	\$ 6,750.50
	COM FLT 1-1 Pre/Post	0.5	\$ 71.00	\$ 35.50	\$ 6,786.00
16	COM FLT 1-1	2	\$ 217.00	\$ 434.00	\$ 7,220.00
	COM FLT 1-1 Pre/Post	0.5	\$ 71.00	\$ 35.50	\$ 7,255.50
17	COM FLT 1-1	2	\$ 217.00	\$ 434.00	\$ 7,689.50
	COM FLT 1-1 Pre/Post	0.5	\$ 71.00	\$ 35.50	\$ 7,725.00
18	COM FLT 1-1	2	\$ 217.00	\$ 434.00	\$ 8,159.00
	COM FLT 1-1 Pre/Post	0.5	\$ 71.00	\$ 35.50	\$ 8,194.50
19	FLT 2-8	2	\$ 217.00	\$ 434.00	\$ 8,628.50
	FLT 2-8 Pre/Post	0.5	\$ 71.00	\$ 35.50	\$ 8,664.00
20	FLT 2-8	2	\$ 217.00	\$ 434.00	\$ 9,098.00
	FLT 2-8 Pre/Post	0.5	\$ 71.00	\$ 35.50	\$ 9,133.50
21	FLT 2-8	3	\$ 217.00	\$ 651.00	\$ 9,784.50
	FLT 2-8 Pre/Post	0.5	\$ 71.00	\$ 35.50	\$ 9,820.00
22	Instrument Check Ride	2	\$ 146.00	\$ 292.00	\$ 10,112.00
23	Ground 1	1	\$ 71.00	\$ 71.00	\$ 10,183.00
24	Ground 2	1	\$ 71.00	\$ 71.00	\$ 10,254.00
25	Ground 3	1	\$ 71.00	\$ 71.00	\$ 10,325.00
26	Ground 4	1	\$ 71.00	\$ 71.00	\$ 10,396.00
27	COM FTD 2-1	2	\$ 86.00	\$ 172.00	\$ 10,568.00
28	COM FTD 2-1	2	\$ 86.00	\$ 172.00	\$ 10,740.00
AMT 210 Total Cost				\$ 10,740.00	

Appendix 2 – Class Events Detail, Fall 2016 Fees (continued)

AMT 250					
Syllabus Event	Syllabus Title	Hours	Cost/hr	Total Cost	Running Total
1	COM FLT 2-2	2	\$ 405.00	\$ 810.00	\$ 810.00
	COM FLT 2-2 Pre/Post	0.5	\$ 71.00	\$ 35.50	\$ 845.50
2	COM FLT 2-2	2	\$ 405.00	\$ 810.00	\$ 1,655.50
	COM FLT 2-2 Pre/Post	0.5	\$ 71.00	\$ 35.50	\$ 1,691.00
3	Ground 5	1	\$ 71.00	\$ 71.00	\$ 1,762.00
4	COM FLT 2-2	2	\$ 405.00	\$ 810.00	\$ 2,572.00
	COM FLT 2-2 Pre/Post	0.5	\$ 71.00	\$ 35.50	\$ 2,607.50
5	COM FTD 2-1	2	\$ 86.00	\$ 172.00	\$ 2,779.50
6	Ground 6	1	\$ 71.00	\$ 71.00	\$ 2,850.50
7	COM FTD 2-1	2	\$ 86.00	\$ 172.00	\$ 3,022.50
8	COM FLT 2-2	2	\$ 405.00	\$ 810.00	\$ 3,832.50
	COM FLT 2-2 Pre/Post	0.5	\$ 71.00	\$ 35.50	\$ 3,868.00
9	Ground 7	1	\$ 71.00	\$ 71.00	\$ 3,939.00
10	COM FLT 2-2	2	\$ 405.00	\$ 810.00	\$ 4,749.00
	COM FLT 2-2 Pre/Post	0.5	\$ 71.00	\$ 35.50	\$ 4,784.50
11	Ground 8	1	\$ 71.00	\$ 71.00	\$ 4,855.50
12	COM FLT 2-3	2	\$ 405.00	\$ 810.00	\$ 5,665.50
	COM FLT 2-3 Pre/Post	0.5	\$ 71.00	\$ 35.50	\$ 5,701.00
13	COM FLT 2-4	2	\$ 405.00	\$ 810.00	\$ 6,511.00
	COM FLT 2-4 Pre/Post	0.5	\$ 71.00	\$ 35.50	\$ 6,546.50
14	Ground 9	1	\$ 71.00	\$ 71.00	\$ 6,617.50
15	Ground 10	1	\$ 71.00	\$ 71.00	\$ 6,688.50
16	Ground 11	1	\$ 71.00	\$ 71.00	\$ 6,759.50
17	Ground 12	1	\$ 71.00	\$ 71.00	\$ 6,830.50
18	Ground 13	1	\$ 71.00	\$ 71.00	\$ 6,901.50
19	Ground 14	1	\$ 71.00	\$ 71.00	\$ 6,972.50
20	COM FLT 2-5	2	\$ 405.00	\$ 810.00	\$ 7,782.50
	COM FLT 2-5 Pre/Post	0.5	\$ 71.00	\$ 35.50	\$ 7,818.00
21	COM FLT 2-6	2	\$ 405.00	\$ 810.00	\$ 8,628.00
	COM FLT 2-6 Pre/Post	0.5	\$ 71.00	\$ 35.50	\$ 8,663.50
22	Ground 15	1	\$ 71.00	\$ 71.00	\$ 8,734.50
23	Ground 16	1	\$ 71.00	\$ 71.00	\$ 8,805.50
24	Ground 17	1	\$ 71.00	\$ 71.00	\$ 8,876.50
25	Ground 18	1	\$ 71.00	\$ 71.00	\$ 8,947.50
26	Ground 19	1	\$ 71.00	\$ 71.00	\$ 9,018.50
27	Ground 20	1	\$ 71.00	\$ 71.00	\$ 9,089.50
28	COM FLT 2-7	2	\$ 405.00	\$ 810.00	\$ 9,899.50
	COM FLT 2-7 Pre/Post	0.5	\$ 71.00	\$ 35.50	\$ 9,935.00
29	Ground 21	1	\$ 71.00	\$ 71.00	\$ 10,006.00
AMT 250 Total Cost				\$ 10,006.00	

Appendix 2 – Class Events Detail, Fall 2016 Fees (continued)

AMT 305					
Syllabus Event	Syllabus Title	Hours	Cost/hr	Total Cost	Running Total
1	Ground 22	1	\$ 71.00	\$ 71.00	\$ 71.00
2	Ground 23	1	\$ 71.00	\$ 71.00	\$ 142.00
3	COM FTD 2-10	2	\$ 86.00	\$ 172.00	\$ 314.00
4	COM FTD 2-10	2	\$ 86.00	\$ 172.00	\$ 486.00
5	COM FTD 2-10	2	\$ 86.00	\$ 172.00	\$ 658.00
6	COM FTD 2-10	2	\$ 86.00	\$ 172.00	\$ 830.00
7	COM FLT 2-8	2.5	\$ 405.00	\$ 1,012.50	\$ 1,842.50
	COM FLT 2-8 Pre/Post	0.5	\$ 71.00	\$ 35.50	\$ 1,878.00
8	Ground 24	1	\$ 71.00	\$ 71.00	\$ 1,949.00
9	Ground 25	1	\$ 71.00	\$ 71.00	\$ 2,020.00
10	Ground 26	1	\$ 71.00	\$ 71.00	\$ 2,091.00
11	COM FLT 2-9	2.5	\$ 405.00	\$ 1,012.50	\$ 3,103.50
	COM FLT 2-9 Pre/Post	0.5	\$ 71.00	\$ 35.50	\$ 3,139.00
12	Ground 27	1	\$ 71.00	\$ 71.00	\$ 3,210.00
13	Ground 28	2	\$ 71.00	\$ 142.00	\$ 3,352.00
14	Ground 28	2	\$ 71.00	\$ 142.00	\$ 3,494.00
15	Ground 28	2	\$ 71.00	\$ 142.00	\$ 3,636.00
16	Ground 28	2	\$ 71.00	\$ 142.00	\$ 3,778.00
17	COM FLT 2-11	3	\$ 405.00	\$ 1,215.00	\$ 4,993.00
	COM FLT 2-11 Pre/Post	0.5	\$ 71.00	\$ 35.50	\$ 5,028.50
18	COM FLT 2-12	2	\$ 405.00	\$ 810.00	\$ 5,838.50
	COM FLT 2-12 Pre/Post	1	\$ 71.00	\$ 71.00	\$ 5,909.50
19	Comm Multi Checkride	2	\$ 334.00	\$ 668.00	\$ 6,577.50
20	COM FLT 4-5	2	\$ 217.00	\$ 434.00	\$ 7,011.50
	COM FLT 4-5 Pre/Post	0.5	\$ 71.00	\$ 35.50	\$ 7,047.00
21	COM FLT 4-5	2	\$ 217.00	\$ 434.00	\$ 7,481.00
	COM FLT 4-5 Pre/Post	0.5	\$ 71.00	\$ 35.50	\$ 7,516.50
22	COM FLT 4-5	2	\$ 217.00	\$ 434.00	\$ 7,950.50
	COM FLT 4-5 Pre/Post	0.5	\$ 71.00	\$ 35.50	\$ 7,986.00
23	COM FLT 4-5	2	\$ 217.00	\$ 434.00	\$ 8,420.00
	COM FLT 4-5 Pre/Post	0.5	\$ 71.00	\$ 35.50	\$ 8,455.50
24	COM FLT 4-5	2	\$ 217.00	\$ 434.00	\$ 8,889.50
	COM FLT 4-5 Pre/Post	0.5	\$ 71.00	\$ 35.50	\$ 8,925.00
25	COM FLT 4-5	2	\$ 217.00	\$ 434.00	\$ 9,359.00
	COM FLT 4-5 Pre/Post	0.5	\$ 71.00	\$ 35.50	\$ 9,394.50
26	COM FLT 4-5	2	\$ 217.00	\$ 434.00	\$ 9,828.50
	COM FLT 4-5 Pre/Post	0.5	\$ 71.00	\$ 35.50	\$ 9,864.00
27	COM FLT 4-5	1	\$ 217.00	\$ 217.00	\$ 10,081.00
	COM FLT 4-5 Pre/Post	1	\$ 71.00	\$ 71.00	\$ 10,152.00
28	Comm SE Checkride	1	\$ 146.00	\$ 146.00	\$ 10,298.00
AMT 305 Total Cost				\$ 10,298.00	

Appendix 2 – Class Events Detail, Fall 2016 Fees (continued)

AMT 310					
Syllabus Event	Syllabus Title	Hours	Cost/hr	Total Cost	Running Total
1	Ground 1	2	\$ 71.00	\$ 142.00	\$ 142.00
2	Ground 2	2	\$ 71.00	\$ 142.00	\$ 284.00
3	Ground 3	2	\$ 71.00	\$ 142.00	\$ 426.00
4	Ground 4	2	\$ 71.00	\$ 142.00	\$ 568.00
5	Ground 5	2	\$ 71.00	\$ 142.00	\$ 710.00
6	Ground 6	2	\$ 71.00	\$ 142.00	\$ 852.00
7	Ground 7	2	\$ 71.00	\$ 142.00	\$ 994.00
8	Ground 8	2	\$ 71.00	\$ 142.00	\$ 1,136.00
9	Ground 9	2	\$ 71.00	\$ 142.00	\$ 1,278.00
10	Ground 10	2	\$ 71.00	\$ 142.00	\$ 1,420.00
11	Ground 11	2	\$ 71.00	\$ 142.00	\$ 1,562.00
12	Ground 12	2	\$ 71.00	\$ 142.00	\$ 1,704.00
13	Ground 13	2	\$ 71.00	\$ 142.00	\$ 1,846.00
14	Ground 14	2	\$ 71.00	\$ 142.00	\$ 1,988.00
15	Ground 15	2	\$ 71.00	\$ 142.00	\$ 2,130.00
16	Ground 16	2	\$ 71.00	\$ 142.00	\$ 2,272.00
17	Ground 17	2	\$ 71.00	\$ 142.00	\$ 2,414.00
18	Ground 18	2	\$ 71.00	\$ 142.00	\$ 2,556.00
19	Ground 19	2	\$ 71.00	\$ 142.00	\$ 2,698.00
20	FLT 5-2	2	\$ 405.00	\$ 810.00	\$ 3,508.00
	FLT 5-2 Pre/Post	0.5	\$ 71.00	\$ 35.50	\$ 3,543.50
21	FLT 5-2	2	\$ 405.00	\$ 810.00	\$ 4,353.50
	FLT 5-2 Pre/Post	0.5	\$ 71.00	\$ 35.50	\$ 4,389.00
22	FLT 5-2	2	\$ 405.00	\$ 810.00	\$ 5,199.00
	FLT 5-2 Pre/Post	0.5	\$ 71.00	\$ 35.50	\$ 5,234.50
23	FLT 5-2	2	\$ 405.00	\$ 810.00	\$ 6,044.50
	FLT 5-2 Pre/Post	0.5	\$ 71.00	\$ 35.50	\$ 6,080.00
24	FLT 5-2	2	\$ 405.00	\$ 810.00	\$ 6,890.00
	FLT 5-2 Pre/Post	0.5	\$ 71.00	\$ 35.50	\$ 6,925.50
25	FLT 5-2	2	\$ 405.00	\$ 810.00	\$ 7,735.50
	FLT 5-2 Pre/Post	0.5	\$ 71.00	\$ 35.50	\$ 7,771.00
26	FLT 5-2	2	\$ 405.00	\$ 810.00	\$ 8,581.00
	FLT 5-2 Pre/Post	0.5	\$ 71.00	\$ 35.50	\$ 8,616.50
27	Spin	1	\$ 217.00	\$ 217.00	\$ 8,833.50
	Spin Pre/Post	0.5	\$ 71.00	\$ 35.50	\$ 8,869.00
28	MEI Initial	2	\$ 334.00	\$ 668.00	\$ 9,537.00
29	FLT 5-7	2	\$ 217.00	\$ 434.00	\$ 9,971.00
	FLT 5-7 Pre/Post	0.5	\$ 71.00	\$ 35.50	\$ 10,006.50
30	FLT 5-7	2	\$ 217.00	\$ 434.00	\$ 10,440.50
	FLT 5-7 Pre/Post	0.5	\$ 71.00	\$ 35.50	\$ 10,476.00
31	FLT 5-7	2	\$ 217.00	\$ 434.00	\$ 10,910.00
	FLT 5-7 Pre/Post	0.5	\$ 71.00	\$ 35.50	\$ 10,945.50
32	FLT 5-7	2	\$ 217.00	\$ 434.00	\$ 11,379.50
	FLT 5-7 Pre/Post	0.5	\$ 71.00	\$ 35.50	\$ 11,415.00
33	FLT 5-7	2	\$ 217.00	\$ 434.00	\$ 11,849.00
	FLT 5-7 Pre/Post	0.5	\$ 71.00	\$ 35.50	\$ 11,884.50
34	checkride SE	1	\$ 146.00	\$ 146.00	\$ 12,030.50
35	FLT 5-5	2	\$ 217.00	\$ 434.00	\$ 12,464.50
	FLT 5-5 Pre/Post	0.5	\$ 71.00	\$ 35.50	\$ 12,500.00
36	FLT 5-5	2	\$ 217.00	\$ 434.00	\$ 12,934.00
	FLT 5-5 Pre/Post	0.5	\$ 71.00	\$ 35.50	\$ 12,969.50
37	FLT 5-5	2	\$ 217.00	\$ 434.00	\$ 13,403.50
	FLT 5-5 Pre/Post	0.5	\$ 71.00	\$ 35.50	\$ 13,439.00
38	FLT 5-5	2	\$ 217.00	\$ 434.00	\$ 13,873.00
	FLT 5-5 Pre/Post	0.5	\$ 71.00	\$ 35.50	\$ 13,908.50
39	FLT 5-5	2	\$ 217.00	\$ 434.00	\$ 14,342.50
	FLT 5-5 Pre/Post	0.5	\$ 71.00	\$ 35.50	\$ 14,378.00
40	Checkride CFII	2	\$ 146.00	\$ 292.00	\$ 14,670.00
AMT 310 Total Cost				\$ 14,670.00	

Educational Disclosures

Disclosures regarding the U.S. Department of Education Gainful Employment Program were added for the following programs as of December 2016.

An Overview of Autism Spectrum Disorders, Graduate Certificate (EDSPEGRCA).

Applied Behavior Analysis, Graduate Certificate (TEABAGRCT).

English as a Second Language, Graduate Certificate (TEESLGRCT).

Gifted Education, Graduate Certificate (TEGEDGRCT).

Institutional Research and Policy Analysis, Graduate Certificate (EDINSRESCE).

Instructional Design and Performance Improvement, Graduate Certificate (EDEDTGRCT).

Online Teaching for Grades K-12, Graduate Certificate (TEEDTGRCT).

Graduate Certificates and Degree Programs

Advanced Nursing Practice (Adult Nurse Practitioner, DNP (NUANPADDNP).
Disestablishment. Fall 2016.

Advanced Nursing Practice (Adult Psychiatric Mental Health Nurse Practitioner, DNP
(NUANPPMDNP). Disestablishment. Fall 2016.

Advanced Nursing Practice (Geriatric Nurse Practitioner, DNP (NUGNPDNP).
Disestablishment. Fall 2016.

Dance Teaching Artist Praxis, Certificate (HIDTAPGRCT). Establishment. Summer 2017.

Campus: TEMPE

Program Description:

The graduate certificate in dance teaching artist praxis prepares students to enter the dance field as professional teaching artists and educators. The program equips students with the knowledge, skills and credentials to work as dance teaching artists, pedagogical theorists and researchers, higher-education dance professors and teacher preparation experts, preK-12 dance educators, and community dance teachers. Students completing the dance teaching artist praxis certificate will:

- fulfill central coursework requirements necessary to obtain a Provisional Arts Education, PreK-12 certificate in dance from the Arizona Department of Education
- gain qualifications and credentials required to develop and teach university teacher preparation courses and training programs

- develop skills and perspectives necessary to effectively work as a teaching artist in diverse sociocultural and learning contexts

Degree Requirements:

28 credit hours including a written portfolio

Required Core (28 credit hours)

DCE 530 Graduate Movement Practices I (2)

DCE 531 Graduate Movement Practices 2 (2)

DCE 554 Teaching Praxis I: Postsecondary Teaching Philosophies, Foundations and Practices (3)

DCE 654 Teaching Praxis II: Theories, Contexts, Populations, Psychomotor Development and Curriculum Design (3)

DCE 656 Teaching Praxis III: Secondary Practices and Teacher Preparation Course Development/Implementation (4)

DCE 657 Pedagogical Research and Fieldwork (2)

SED 578 Student Teaching: Secondary Education (12)

Additional Curriculum Information

Students must submit the written portfolio culminating experience in the last semester of enrollment in the certificate program.

Admission Requirements:

Applicants must fulfill the requirements of both the Graduate College and the Herberger Institute for Design and the Arts.

Applicants are eligible to apply to the program if they have earned a minimum of a master's degree in dance or a related field from a regionally accredited college or university, or have successfully completed their first semester in the Master of Fine Arts (MFA) in dance degree program at Arizona State University.

Applicants must have a minimum of 3.00 cumulative GPA (scale is 4.00 = "A") in the applicable master's degree program or in the ASU MFA in dance program at the time of their application submission.

All applicants must submit:

1. graduate admission application and application fee
2. official transcripts
3. proof of English proficiency
4. letters of recommendation

Additional Application Information

An applicant whose native language is not English (regardless of current residency) must provide proof of English proficiency.

Contact Information:

Design & the Arts, Herberger Institute for

School of Film, Dance and Theatre

<https://filmdancetheatre.asu.edu>

GHALL 232

fdt@asu.edu

480-965-5337

Evidence-Based Practice in Nursing and Health Care, Certificate (NUEVIDNSCE).
Disestablishment. Fall 2016.

Executive Master in Public Administration, EMPA (PPPUAEMPA). Establishment. Summer 2017.

Campus: ONLINE

Program Description:

The Executive Master of Public Administration degree program is designed to provide public sector managers at all levels of government, and those in the nonprofit and private sectors who deal extensively with government officials, with the tools they need to succeed in delivering effective solutions to the challenges they face. This blended program, which includes executive sessions at ASU and its Washington, DC-based think tank, the McCain Institute for International Leadership, enables managers to interact with and learn from former and present officials at the local, state and federal levels of government. The program's faculty similarly brings both academic and "real world" experience to the classroom.

Degree Requirements:

Required Core (27 credit hours)

LES 582 Ethical Issues for Managers (3)
PAF 508 Organization Behavior (3)
PAF 582 E-Public Administration (3)
PAF 583 Leadership in Public Organizations (3)
PAF 585 Strategic Planning for Public Sector Leaders (3)
PAF 586 Data Analytics for the Public Good (3)
PAF 587 Federal Budgeting and Tax Policy (3)
PAF 588 Global Public Policy (3)
TGM 581 Global Negotiations (3)

Culminating Experience (3 credit hours)

PAF 593 Applied Project (3)

Admission Requirements:

Applicants must fulfill the requirements of both the Division of Graduate Education and the College of Public Service and Community Solutions.

Potential applicants who hold a bachelor's or master's degree in any field from a regionally accredited institution are eligible to apply to the program.

Applicants must have a minimum of a 3.00 cumulative GPA (scale is 4.00 = "A") in the last 60 hours of a student's first bachelor's degree program; applicants must have a minimum of a 3.00 cumulative GPA (scale is 4.00 = "A") in an applicable master's degree program.

All applicants must submit:

1. graduate admission application and application fee
2. three letters of recommendation
3. official transcripts

4. personal statement
5. proof of English proficiency
6. resume

Additional Application Information

An applicant whose native language is not English (regardless of current residency) must provide proof of English proficiency.

Exceptions to the GPA requirements may be considered based on the professional achievements demonstrated by the applicant as determined by applicant's resume and other application materials. In addition to the GPA requirement, applicants will be expected to have 5-7 years of progressive leadership experience.

The personal statement must be 300 words or fewer and should include what experiences and qualities the student will bring to the EMPA program. The student must also discuss their career objectives and how they plan to leverage the EMPA to help achieve those objectives. In addition, applicants also may provide any supplementary information that would strengthen the personal statement.

Contact Information:

Public Service and Community Solutions, College of
School of Public Affairs
<https://spa.asu.edu/content/graduate-programs>
MERCC 105
ramseyexecutive@asu.edu
602-496-1300

Undergraduate Degree Programs

Engineering Exploration (TSEGRPRE). Disestablishment. Spring 2017.

Ethnicity, Race and First Nations Studies, BA (ASETHBA). Disestablishment. Spring 2017.

Forensic Science, BS — formerly Forensics, BS (ASFOREBS). Name Change. Fall 2016.

Previous Name: Forensics, BS

Campus: WEST

Program Description:

The School of Mathematical and Natural Sciences offers a BS in forensic science in the New College of Interdisciplinary Arts and Sciences at ASU's West campus.

Forensic science is the study and application of scientific methods to matters of law. The forensic science program emphasizes laboratory course work in chemistry and biology, as both areas provide essential experience with techniques commonly used in crime labs. Rigorous course work in the natural and mathematical sciences is required to ensure graduates are competitive in the workforce. The program is enhanced by a focus

on oral communication skills that help prepare graduates for the multifaceted, transdisciplinary aspects of careers in forensic science, such as providing articulate expert witness testimony. If pursuing a career as a forensic DNA analyst, nine cumulative hours of course work in biochemistry, molecular biology and genetics is required; course work in population genetics is desirable. Employers may require documentation for completed course work, such as an official course syllabus.

Forensic science students may apply for and participate in internships sponsored by metropolitan Phoenix area crime labs. Internships are competitive and the application process takes time. Fall semester internships generally require application in the spring semester prior, and spring or summer semester internships generally require application by the start of the fall semester. Internship positions are unpaid and require concurrent enrollment in FOR 484 Internship. Students must also have a faculty mentor and abide by all internship standards for the school and the location where the internship is held. Students may also participate in cutting-edge research with a faculty mentor either as a volunteer in the faculty member's lab or by registering for FOR 499 Individualized Instruction. For more information, see an academic advisor.

Job applicants and students seeking a volunteer or internship position within a crime lab may be required to undergo an extensive background check that includes a polygraph exam (commonly known as a lie detector test), fingerprinting and drug testing. Actions that can disqualify an applicant include but are not limited to: recent or past illicit drug use, felony convictions and drunk driving convictions.

Additional Program Fee: N

Second Language Requirement: N

First Required Math Course: MAT 210 – Brief Calculus

Program Math Intensity: Moderate

Admission Requirements:

General University Admission Requirements:

All students are required to meet general university admission requirements.

Freshman (<https://students.asu.edu/freshman/requirements>)

Transfer (<https://transfer.asu.edu/index.php?q=transferrequirements>)

International (<https://students.asu.edu/international/future>)

Readmission (<https://students.asu.edu/readmission>)

Career Opportunities:

Forensic science graduates are prepared to enter the workforce with crime labs and private forensic science labs at the local, state and federal levels. Graduates also are prepared for graduate programs in forensic science, law school, medical school and related fields. As of fall 2015, 40 percent of ASU's forensic science graduates were employed in the field or were in graduate school, and a quarter of students who applied to graduate in fall 2015 received offers of employment in the field prior to graduation.

Contact Information:

Interdisciplinary Arts & Sciences, New College of

Mathematical and Natural Sciences, School of

<https://newcollege.asu.edu/mathematical-natural-sciences-degree-programs>

FAB N101

mnsadvising@asu.edu

602-543-6050

Health Innovation, Minor (NUHCIMIN). Establishment. Fall 2016.

Campus: DOWNTOWN PHOENIX, WEST

Program Description:

Health innovation provides students with the foundational concepts necessary to contribute to transformational change in real-world situations within health care. The minor program will give students an overview of initiating, implementing and sustaining innovation in health care.

Program Requirements:

The minor in health innovation requires 15 upper-division credit hours.

HCI 311 Introduction to Health Care Innovation: Foundational Concepts (3)

HCI 412 Transforming Health Care: A Systems Perspective for Innovation (3)

HCI 421 Health Care Policy: The Innovator's View (3)

HCI 425 Facilitating Innovation to Achieve Outcomes (3)

HCI 428 Technology: A tool to Advance Innovation in Health Care (3)

A "C" (2.00 on a 4.00 scale) or better is required in all minor courses.

Students pursuing the minor may seek advising on minor requirements through advisors in the College of Nursing and Health Innovation.

Enrollment Requirements:

Students must have a minimum 2.00 GPA to select this minor.

Students in most majors may pursue one or more minors and, upon successful completion of the prescribed course work, have that accomplishment officially recognized on the ASU transcript at graduation if the college or department of the minor officially certifies, through established verification procedures, that all requirements for the minor have been met and the college (and, in certain colleges, the department) of the student's major allows the official recognition of the minor. A student wishing to pursue a specific minor should consult an academic advisor in the unit offering that minor to ensure that an appropriate set of courses is taken. The student should also consult an academic advisor in the college or department of his or her major to make sure the college or department of the major allows the recognition of the minor.

Note: Certain major and minor combinations may be deemed inappropriate either by the college or department of the major or minor. Courses taken as part of a minor may not count toward both the major degree and the minor. Please contact the department for more information.

Contact Information:

Nursing and Health Innovation, College of

College of Nursing and Health Innovation

<https://nursingandhealth.asu.edu>

MERCC 250

nursingandhealth@asu.edu

602-496-0888

Secondary Education, Certificate (TESEDCERT). Campus Addition. Spring 2017.

Previous Campuses: POLYTECHNIC, TEMPE, WEST

New Campuses: POLYTECHNIC, TEMPE, WEST, THE GILA VALLEY

Women and Gender Studies, BA (ASWSTBA). Disestablishment. Spring 2017.

Undergraduate Degree Requirements

Major Maps

The following section is a compilation of major maps for established undergraduate programs. These major maps were not available at the time of publication, or were revised since publication, of the Academic Catalog Archive 2016-2017 in October 2016. Major maps are alphabetical by program title.



Maricopa-ASU Medical Laboratory Science (MDL) Pathway

Catalog Year 2016-2017

School of Nutrition and Health Promotion

Completion of the Maricopa-ASU Medical Lab Science Pathway and all special requirements prior to and after acceptance in the ASU BAS program earns MCCC Associate of Applied Science degree and ASU Medical Laboratory Science (BAS) degree.

Special Requirements:

A 2.50 GPA in the course work in Sections I, II, and III of the Pathway (taken in terms 1-4 below) is required for admission to the ASU Medical Laboratory Sciences BAS program. Student must be accepted into Medical Laboratory Science BAS program in order to proceed. Upon acceptance, students will be concurrently enrolled in Phoenix College and ASU and will complete sections IV and V (taken in terms 5-9 below). All course work must be completed with a "C" or better.

Sequencing: Courses in Blue (PC) are Phoenix College courses. Courses in Black (ASU) are ASU courses.

TERM ONE: 14 Credits 0-14 Credit Hours		
PC	HCC 145AA: Medical Terminology for Health Care Workers	1
PC	CHM 151 General Chemistry I	3
PC	CHM 151L General Chemistry I Laboratory	1
PC	MAT 142 (MA): College Mathematics or higher	3
PC	ENG 101 First Year Composition OR ENG 107 for ESL	3
PC	Humanities (HU) OR Social & Behavioral (SB) AND Cultural Diversity (C), Global Awareness (G), OR Historical Awareness (H)	3

TERM TWO: 14 Credits 15-28 Credit Hours		
PC	CHM 152 General Chemistry II	3
PC	CHM 152L General Chemistry II Laboratory	1
PC	BIO 181 General Biology I	4
PC	ENG 102 First Year Composition OR ENG 108 for ESL	3
PC	Humanities (HU) OR Social & Behavioral (SB) AND Cultural Diversity (C), Global Awareness (G), OR Historical Awareness (H)	3

TERM THREE: 14 Credits 29-42 Credit Hours		
PC	BIO 182 General Biology II	4
PC	CHM 230 Fundamental Organic Chemistry	3
PC	CHM 230L Fundamental Organic Chemistry Laboratory	1
PC	Humanities (HU) OR Social & Behavioral (SB) AND Cultural Diversity (C), Global Awareness (G), OR Historical Awareness (H)	3
PC	Humanities (HU) OR Social & Behavioral (SB)	3

TERM FOUR: 11 Credits 43-53 Credit Hours		
PC	BIO 205 Microbiology	4
PC	COM 225 Public Speaking (L)	3
PC	BIO 160 Introduction to Human Anatomy and Physiology	4
Submit MDL application. If accepted into the MDL program, student will progress to terms 5-9.		

Term Five—Fall 11 Credits 54-64 Credit Hours		
ASU	Computer/Statistics/Quantitative (CS) Upper Division	3
ASU	Literacy and Critical Inquiry (L) Upper Division	3
ASU	Humanities (HU) Upper Division	3
The above courses are degree requirements, and must be taken prior to graduation.		
PC	MDL 190 Clinical Laboratory Operations	2

Term Six—Spring 24 Credits 65-89 Credit Hours		
ASU	MDL 410 Laboratory Leadership	1
PC	MDL 240 Clinical Urinalysis and Body Fluids	3
ASU	MDL 420 Advanced Clinical Urinalysis and Body Fluids	2
PC	MDL 242 Clinical Hematology and Hemostasis	6
ASU	MDL 430 Advanced Hematology and Hemostasis	3
PC	MDL 244 Clinical Immunohematology and Immunology	6
ASU	MDL 440 Advanced Immunohematology and Immunology	3

Term Seven—Summer 7.5 Credits 90-96 Credit Hours		
PC	MDL 252 Clinical Preparation I	.5
PC	MDL 241 Practicum: Clinical Urinalysis and Body Fluids	1
ASU	MDL 421 Advanced Practicum: Clinical Urinalysis and Body Fluids	1
PC	MDL 243 Practicum: Clinical Hematology and Hemostasis	1
ASU	MDL 431 Advanced Practicum: Clinical Hematology and Hemostasis	1
PC	MDL 245 Practicum: Clinical Immunohematology and Immunology	1
ASU	MDL 441 Advanced Practicum: Clinical Immunohematology and Hemostasis	2

Term Eight—Fall 18 Credits 97-114 Credit Hours		
PC	MDL 246 Clinical Microbiology	6
ASU	MDL 450 Advanced Clinical Microbiology	3
PC	MDL 246 Clinical Chemistry	6
ASU	MDL 460 Advanced Clinical Chemistry	3

Term Nine—Spring 5.5 Credits 115-120 Credit Hours		
PC	MDL 263 Clinical Preparation II	.5
PC	MDL 247 Practicum: Clinical Microbiology	1
ASU	MDL 451 Advanced Practicum: Clinical Microbiology	1
PC	MDL 249 Practicum: Clinical Chemistry	1
ASU	MDL 461 Advanced Practicum: Clinical Chemistry	1
PC	MDL 290 Medical Laboratory Science Program Review	1

Transfer Admission Guarantee (TAG) and Maricopa to ASU Pathways Program (MAPP)

Arizona State University has established special transfer partnerships with Arizona community colleges to facilitate the transition to ASU. The following section is a compilation of Transfer Admission Guarantee (TAG) and Maricopa to ASU Pathways Program (MAPP) documents for established undergraduate degrees. These agreements were not available at the time of publication, or were revised since publication, of the Academic Catalog Archive 2016-2017 in October 2016. MAPP and TAG agreements are alphabetical by Arizona community college and program title.



Pathway Agreement

**Maricopa Community College District
Public Service and Public Policy (Law and Policy), BS Pathway
2016-2017**

ASU Major:

[Print](#)

0-3 hrs



Historical or Global Awareness [H] or [G]

0-3 hrs

**MCCCD Additional Requirements**

COM 225: Public Speaking

0-3 hrs



CRE 101: College Critical Reading

0-3 hrs

Complete CRE 101 or equivalent.

Additional Lower Division Requirements

AJS 101: Introduction To Criminal Just

3 hrs

AJS 113: Criminal Justice Crime Contro

3 hrs

PAD 100: 21st Century Public Policy and Service

3 hrs

PAD 200: Public Affairs Economics

3 hrs

Related Area Course

3 hrs

Complete a course that transfers to ASU with the following prefix CRJ, HST, PAF, POS, SOC, SOS, SWU according to the CEG for the term taken. Course cannot come from PAD 100, PAD 201, POS 110, OR SOC 101.

COPP Interdisciplinary Requirement

3 hrs

Select one course (not AJS 101) from College of Public Programs Interdisciplinary Requirement Tracks, for a total of 3 credit hours. College of Public Programs students must take a total of three courses to meet the Interdisciplinary requirement. Two of the three courses may be taken at MCCCD, and the third is taken after transfer to ASU. Track title is located in the comments section.

Lower Division Elective

0-7 hrs

Lower Division Electives should be completed once all other requirements have been met and only if needed to complete community college's associate degree requirements.

Total Required Credits: 60

Track/Groups**COPP Interdisciplinary Requirement****COPP Interdisciplinary Requirement**

REC 120: Leisure and the Quality of Life or
HRM 160: Tourism Principles And Practices

Interdisciplinary Track 2

COPP Interdisciplinary Requirement

SWU 171: Introduction to Social Welfare

Interdisciplinary Track 3

COPP Interdisciplinary Requirement

AJS 212: Juvenile Justice Procedures or
AJS 225: Criminology or
AJS 109: Substantive Criminal Law or
AJS 270: Community Relations

Interdisciplinary Track 1



Pathway Agreement

**Central Arizona College
Communication, BA Pathway
2016-2017**

ASU Major:

COM 202: Intro to Group Communication	3 hrs	
COM 206: Public Speaking	3 hrs	
COM 207: Introduction to Communication	3 hrs	
Lower Division Second Language: Requirement satisfied through the following: Completion of a language course at the intermediate level (202 or equivalent), including American Sign Language IV	0-16 hrs	Alternative sequence to completing a second language at the 202 level: COM 263 (either at Central Arizona College or after transfer to ASU) and COM 371 after transfer to ASU, will fulfill language requirement.
Lower Division Elective	0-15 hrs	

Total Required Credits: 60



Pathway Agreement



Central Arizona College
Liberal Studies, BA Pathway
2016-2017

Print

ASU Major: Liberal Studies, BA | College of Integrative Sciences and Arts

Pathway Requirements

Additional Lower Division Requirements

CAC AGECE	35 hrs		Complete courses to complete the Central Arizona College General Education Curriculum (AGECE) based on your Associate's degree. A completed AGECE satisfies lower division general studies and first year composition.
COM 100: Fundamentals of Human Communication or COM 101: Interpersonal Communication or COM 202: Intro to Group Communication or COM 206: Public Speaking or COM 263: Intercultural Communication	3 hrs		
Lower Division Elective	37 hrs		

Pathway Notes

Special Requirements: 2.0 GPA in coursework used to satisfy TAG requirements. All courses must be completed with a grade of "C" or better.

Special Requirements

Students must complete the TAG and all special requirements, must have the Arizona General Education Curriculum (AGECE-A, AGECE-S, or AGECE-B) certified on their transcript and must have their Associate Degree (AA, AB, AS, or AAEE) completed and noted on their transcripts. Students satisfying these criteria meet ASU major map requirements and are guaranteed admission to the Liberal Studies, BLS degree program. The BLS program is available Online and allows students to transfer up to 75 credit hours.

Total Required Credits: 75



Pathway Agreement

Eastern Arizona College
Kinesiology, BS Pathway
2016-2017

[Print](#)

ASU Major: **Kinesiology, BS | College of Health Solutions**

Pathway Requirements

English

ENG 101: WRITTEN COMMUN I

3 hrs



ENG 102: WRITTEN COMMUN II

3 hrs



Mathematics

MAT 220: CALCULUS I

5 hrs



Humanities

Humanities

6-9 hrs



Select courses from two different departments. Select at least one course from ART 133, ART 134, MUS 101, SPC 150, SPC 201, THC 105. You must take a combination of 18 credits of Humanities, Social Sciences, and Options. At least 6 credits must come from Humanities and 6 credits from Social Sciences. Any remaining credits that are not fulfilled within either Humanities or Social Sciences must be completed within the Options category.

Social Science

PSY 101: INTRO TO PSYCHOLOGY

3 hrs



Select at least two courses from at least two different departments

Social Science

3 hrs



Lab Science

BIO 181: GENERAL BIOLOGY I

4 hrs



BIO 182: GENERAL BIOLOGY II

4 hrs



Intensive Writing/Critical Inquiry

ENG 201: WORLD LITERATURE I or
 ENG 202: WORLD LITERATURE II or
 ENG 217: WRITING REFLECTIVE ESSAYS or
 ENG 218: WRTG ABT LITERATURE or
 ENG 221: ENGLISH LITERATURE I or
 ENG 222: ENGLISH LIT II or
 ENG 241: AMERICAN LIT I or
 ENG 242: AMERICAN LIT II or
 PSY 270: EXPERMNTL PSYCHOLOGY or
 SPC 201: PUBLIC SPEAKING or
 COM 201: PUBLIC SPEAKING

0-3 hrs



Intensive Writing: Fulfilled with PSY 270.

Pathway Notes








Special Requirements: 2.0 GPA in coursework used to satisfy TAG requirements. All courses must be completed with a grade of "C" or better.

Special Requirements

Completion of the TAG and all special requirements satisfies the requirements for Eastern Arizona College Associate of General Studies degree and AGECE-A, meets major map requirements at ASU, and guarantees admission to the Kinesiology B.S. degree program.

Special Requirements: 3.3 GPA in coursework used to satisfy TAG requirements. ASU KIN 101 must be completed with a grade of "B" or higher. All remaining courses must be completed with a grade of "C" or better.

While the pathway requirements may total 65 credits, there are only 64 maximum transferable credit hours; the excess hour will not transfer.

BIO 201: HUMAN ANAT & PHYS I	4 hrs	
BIO 202: HUMAN ANAT & PHYS II	4 hrs	
CHM 151: GENERAL CHEMISTRY I	4 hrs	
CHM 152: GENERAL CHEMISTRY II	4 hrs	
MAT 160: INTRO TO STATISTICS or PSY 220: INTRO TO STATISTICS	3 hrs	 
PHY 111: GENERAL PHYSICS I	4 hrs	
Lower Division Elective	6 hrs	
Total Required Credits: 60		

Lower Division Electives should be completed once all other requirements have been met and only if needed to complete community college's associate degree requirements.



Pathway Agreement

Eastern Arizona College
Nursing, BSN Pathway
2016-2017

[Print](#)

ASU Major: [Nursing, BSN | College of Nursing and Health Innovation](#)


Pathway Requirements

English


ENG 101: WRITTEN COMMUN I 3 hrs 

ENG 102: WRITTEN COMMUN II 3 hrs 

Mathematics


MAT 140: COLLEGE MATHEMATICS OR
 MAT 154: COLLEGE ALGEBRA OR
 MAT 187: PRECALCULUS 3 hrs 

Social Science

PSY 101: INTRO TO PSYCHOLOGY 3 hrs 


Lab Science

BIO 202: HUMAN ANAT & PHYS II 4 hrs 

CHM 130: FUND CHEMISTRY OR
 CHM 138: INTRODUCTION TO GEN, ORG & BI OR
 CHM 151: GENERAL CHEMISTRY I 4 hrs 


Additional Lower Division Requirements

BIO 201: HUMAN ANAT & PHYS I 4 hrs 

BIO 205: MICROBIOLOGY 4 hrs 

HCE 240: HUMAN PATHOPHYSIOLOGY 4 hrs

HCE 241: NUTRITION 3 hrs

MAT 160: INTRO TO STATISTICS or
 PSY 220: INTRO TO STATISTICS 3 hrs 

NUR 120: NURSING I 9 hrs

NUR 130: NURSING II 9 hrs

Pathway Notes

There are no notes for this pathway

Special Requirements

Completion of the Eastern Arizona-ASU RN-BSN Pathway Program and the special requirements satisfies the requirements for Eastern Arizona College Associate of Applied Science degree, satisfies lower division RN-BSN major requirements, and upon receipt of all application materials, guarantees admission to the ASU RN-BSN program.

Special Requirements: A grade of "C" or better in each course and a minimum 2.5 cumulative GPA in the following courses is required for guaranteed admission: ENG 101, ENG 102, BIO 201, BIO 202, BIO 205, CHM 130 or CHM 138 or CHM 151 with lab, and PSY 101. In addition, students must complete the courses that meet the listed general studies requirements with a grade of "C" or better. These courses are not included in the 2.5 GPA computation. All remaining courses must be completed with a grade of "C" or better.

Upon Transfer to ASU: Students must have a current RN license in good standing before taking the courses in the RN-BSN program (TWC/NUR).

All additional ASU General Studies requirements can be completed while enrolled in the RN-BSN program. All other requirements are selected by the student and must be completed prior to graduation from ASU.

While the pathway requirements total 77 credits, there are only 75 maximum transferable credit hours; the excess hours will not transfer. ASU will accept up to 90 transfer credit hours for traditional course work you have successfully completed at regionally accredited institutions of higher education. The applicability of the specific course toward a degree depends on the requirements of the department, division, college or school in which you are enrolled at ASU. Students are responsible for working with their advisor to confirm all transfer transcripts are on file with ASU. For more information:

<https://transfer.asu.edu/credits>

NUR 219: PHARMACOLOGY	3 hrs
NUR 240: Nursing III	9 hrs
NUR 250: NURSING IV	9 hrs

Total Required Credits: 77



Pathway Agreement

[Print](#)

Eastern Arizona College
Political Science, BS Pathway
2016-2017

ASU Major: [Political Science, BS](#) | [College of Liberal Arts and Sciences](#)

Pathway Requirements

English

ENG 101: WRITTEN COMMUN I

3 hrs



ENG 102: WRITTEN COMMUN II

3 hrs



Mathematics

MAT 140: COLLEGE MATHEMATICS

3 hrs



Humanities

Humanities

6-9 hrs



Select at least two courses from at least two different departments. One course must be from the Fine Arts. You must take a combination of 18 credits of Humanities, Social Sciences, and Options. At least 6 credits must come from Humanities and 6 credits from Social Sciences. Any remaining credits that are not fulfilled within either Humanities or Social Sciences must be completed within the Options category.

Social Science

Social Science

3-6 hrs



Select at least one course from a discipline other than POS. You must take a combination of 18 credits of Humanities, Social Sciences, and Options. At least 6 credits must come from Humanities and 6 credits from Social Sciences. Any remaining credits that are not fulfilled within either Humanities or Social Sciences must be completed within the Options category.

POS 110: U.S. NAT'L. POLITICS or
 POS 120: World Politics

3 hrs



Lab Science

Lab Science

8 hrs



Select at least one SQ laboratory science.

Options

Options

3-6 hrs



You must take a combination of 18 credits of Humanities, Social Sciences, and Options. At least 6 credits must come from Humanities and 6 credits from Social Sciences. Any remaining credits that are not fulfilled within either Humanities or Social Sciences must be completed within the Options category.

Intensive Writing/Critical Inquiry

ENG 201: WORLD LITERATURE I or
 ENG 202: WORLD LITERATURE II or
 ENG 217: WRITING REFLECTIVE ESSAYS or
 ENG 218: WRTG ABT LITERATURE or
 ENG 221: ENGLISH LITERATURE I or

3 hrs



Pathway Notes

Special Requirements: 2.0 GPA in coursework used to satisfy TAG requirements. All courses must be completed with a grade of "C" or better.

Special Requirements

There are no special requirements for this pathway

ENG 222: ENGLISH LIT II or
 ENG 241: AMERICAN LIT I or
 ENG 242: AMERICAN LIT II or
 PSY 270: EXPERMNTL PSYCHOLOGY or
 SPC 201: PUBLIC SPEAKING or
 COM 201: PUBLIC SPEAKING

Additional Lower Division Requirements

POS 100: INTRO POLIT SCIENCE	3 hrs	
Political Science Elective	6 hrs	Select two Political Science courses that transfers to ASU as Departmental Elective Credit (DEC) or a Direct Equivalency in the POS prefix.
Related Area Courses	0-12 hrs	Select four courses that transfer to ASU as an Elective in one of the following prefixes: AES OR AFR OR AIS OR APA OR ASB OR ASM OR COM OR ECN OR FAS OR GCU OR GPH OR HST OR JUS OR MIS OR PHI OR PSY OR REL OR SGS OR SOC OR TCL OR WST.
Lower Division Elective	16-20 hrs	Lower Division Electives should be completed once all other requirements have been met and only if needed to complete community college's associate degree requirements.

Total Required Credits: 64



Pathway Agreement

Eastern Arizona College
Sociology, BS Pathway
2016-2017

[Print](#)

ASU Major: [Sociology, BS](#) | [College of Liberal Arts and Sciences](#)

Pathway Requirements

English

ENG 101: WRITTEN COMMUN I

3 hrs



ENG 102: WRITTEN COMMUN II

3 hrs



Mathematics

MAT 140: COLLEGE MATHEMATICS

3-4 hrs



Humanities

Humanities

6-9 hrs



Humanities: Select courses from at least two different departments. Select at least one course from ART 133, ART 134, MUS 101, SPC 150, SPC 201, THC 105. At least one course must come from Fine Arts.

Social Science

SOC 101: INTRO TO SOCIOLOGY

3 hrs



Social Science

3-6 hrs



Select courses from at least two different departments within the Social Science category.

Lab Science

Lab Science

8 hrs



Select at least one SQ laboratory science.

Options

Options

6 hrs



Courses may be selected from the above categories or from the Options category. You must take a combination of 18 credits of Arts/Humanities, Social/Behavioral Sciences, and General Education Options. At least 6 credits must come from Arts/Humanities and 6 credits from Social/Behavioral Sciences. Any remaining credits that are not fulfilled within either Arts/Humanities or Social/Behavioral Sciences must be completed within the General Education Options category.

Intensive Writing/Critical Inquiry

ENG 201: WORLD LITERATURE I or
 ENG 202: WORLD LITERATURE II or
 ENG 217: WRITING REFLECTIVE ESSAYS or
 ENG 218: WRITG ABT LITERATURE or
 ENG 221: ENGLISH LITERATURE I or
 ENG 222: ENGLISH LIT II or
 ENG 241: AMERICAN LIT I or
 ENG 242: AMERICAN LIT II or
 PSY 270: EXPERMNTL PSYCHOLOGY or
 SPC 201: PUBLIC SPEAKING or
 COM 201: PUBLIC SPEAKING

0-3 hrs



Pathway Notes

Special Requirements: 2.0 GPA in coursework used to satisfy TAG requirements. All courses must be completed with a grade of "C" or better.

Special Requirements

Completion of the TAG and all special requirements satisfies the requirements for Eastern Arizona College Associate of General Studies degree and AGEC-A, meets major map requirements at ASU, and guarantees admission to the Sociology B.S. degree program.

Additional Lower Division Requirements

SOC 201: SOCIAL PROBLEMS	3 hrs	
Sociology Electives	3-6 hrs	Lower Division Select up to two courses (6 hours) that transfer to ASU as direct equivalencies or Departmental Elective credit (DEC) in the ASU SOC prefix.
Social and Behavior Science Electives	6 hrs	Lower Division Select two courses (6 hours) (in addition to the AGECE courses above) that transfer to ASU with the ASU Social & Behavior (SB) general studies designation in the Course Equivalency Guide as direct equivalent courses or Departmental Elective credit (DEC) in the following ASU prefixes: AFS, ASB, CDE, CSS, ECN, FAS, GCU, HST, POS, PGS, TCL, WST.
Related Area Courses	9 hrs	Lower Division Select three courses (9 hours) that transfer to ASU as direct equivalents or Departmental Elective credit (DEC) in the following ASU prefixes: AFS, ASB, CDE, CSS, ECN, FAS, GCU, HST, POS, PGS, TCL, WST.
Lower Division Elective	4-8 hrs	Lower Division Electives should be completed once all other requirements have been met and only if needed to complete community college's associate degree requirements.

Total Required Credits: 64



Pathway Agreement

Mohave Community College
Political Science, BS Pathway
2016-2017

[Print](#)

ASU Major: **Political Science, BS | College of Liberal Arts and Sciences**

Pathway Requirements

Freshman Composition

ENG 101: ENGLISH COMPOSITION I

3 hrs



ENG 102: ENGLISH COMPOSITION II

3 hrs



Mathematics

MAT 142: COLLEGE MATHEMATICS

3 hrs



Arts and Humanities

Arts and Humanities

6 hrs



Select two courses with different prefixes.

Social and Behavioral Sciences

POS 120: AMERICAN NATIONAL GOVERNMENT

3 hrs



Social and Behavioral Sciences

3 hrs



Select a course with a prefix other than POS

Physical and Biological Sciences

Physical and Biological Sciences

8 hrs



Select at least one SQ within the Natural Science requirement. See the Course Equivalency Guide from AZTransfer.com.

Options

Options

6 hrs



Select two courses that meet requirements of the AGEC-A Options Section.

Additional Lower Division Requirements

POS Elective

0-6 hrs

Select one to two courses that transfer to ASU as direct equivalencies or Departmental Electives (DEC) with the POS prefix. Additional POS electives can be taken after transfer to ASU.

Related Area Course

12 hrs

Select four courses that transfer to ASU as an Elective in any of the following prefixes: AJS, ANT, COM, GHY, HIS, HUM, PHI, PSY, SOC, OR WST.

Lower Division Elective

7-13 hrs

Lower Division Electives should be completed once all other requirements have been met and only if needed to complete community college's associate degree requirements. POS 150/160 and POS 210 will need to be taken after transfer.

Pathway Notes

Special Requirements: 2.0 GPA in coursework used to satisfy TAG requirements. All courses must be completed with a grade of C or better.

Special Requirements

Completion of the TAG and all special requirements satisfies the requirements for Mohave Community College Associate of Arts - Liberal Arts degree and AGEC-A, meets major map requirements at ASU, and guarantees admission to the university.

Total Required Credits: 60



Pathway Agreement

[Print](#)

Northland Pioneer College Interdisciplinary Arts and Sciences, BA Pathway 2016-2017

ASU Major: [Interdisciplinary Arts and Sciences, BA](#) | [New College of Interdisciplinary Arts and Sciences](#)

Pathway Requirements

English

ENL 101: COLLEGE COMPOSITION I

3 hrs



ENL 102: COLLEGE COMPOSITION II

3 hrs



Mathematics

MAT 142: COLL MATH/CONTMPORY APPLC or
MAT 152: ADVANCED ALGEBRA

3 hrs



Arts and Humanities

Arts and Humanities

9 hrs



Select three courses from at least two different disciplines.

Social and Behavioral Sciences

Social and Behavioral Sciences

9 hrs



Select three courses from at least two different disciplines. Select at least one course to meet requirements for Contemporary Global, International or Historical Awareness.

Physical and Biological Sciences

Physical and Biological Sciences

8 hrs



Students may transfer either CHM 130 or CHM 151, but not both; therefore, CHM 130 and CHM 151 cannot be taken to satisfy the 8 credit requirement.

Additional Lower Division Requirements

CIS 105: COMPUTER APPLICATIONS AND INFORMATION TECHNOLOGY

3 hrs



Language and Cultures: Requirement satisfied through the following: Completion of a language course at the intermediate level (202 or equivalent), including American Sign Language IV OR Completion of two sequential semesters of coursework in a current computer language

0-16 hrs

Lower Division Elective

0-22 hrs

Lower Division Electives should be completed once all other requirements have been met and only if needed to complete community college's associate degree requirements.

Total Required Credits: 60

Pathway Notes

Special Requirements: 2.0 GPA in coursework used to satisfy TAG requirements. All courses must be completed with a grade of "C" or better.

Special Requirements

Students must complete the TAG and all special requirements, must have the Arizona General Education Curriculum (AGEC) certified on their transcript and must have their Associate Degree (AA, AB, or AS) completed and noted on their transcripts. Students satisfying these criteria meet ASU major map requirements and are guaranteed admission to the Interdisciplinary Arts and Sciences BA degree program.



Pathway Agreement

Northland Pioneer College
Nursing, BSN Pathway
2016-2017

[Print](#)

ASU Major: **Nursing, BSN | College of Nursing and Health Innovation**

Pathway Requirements

English

ENL 101: COLLEGE COMPOSITION I 3 hrs



ENL 102: COLLEGE COMPOSITION II 3 hrs



Mathematics

MAT 142: COLL MATH/CONTEMPORARY APPLC OR
 MAT 152: ADVANCED ALGEBRA OR
 MAT 189: PRECALCULUS ALGEBRA/TRIG 3 hrs



The Mathematics requirement may be satisfied by any course that transfers to ASU with a MA designation as shown in the Course Equivalency Guide.

Social & Behavioral Sciences

PSY 240: DEVELOPMENTAL PSYCHOLOGY 3 hrs

Concurrently satisfies NPC prerequisites, General Education requirements, and ASU lower division requirements.

Physical & Biological Sciences

BIO 202: HUMAN ANAT & PHYSIO II 4 hrs



Concurrently satisfies NPC prerequisites, General Education requirements, and ASU lower division requirements.

CHM 130: FUNDAMENTAL CHEMISTRY 4 hrs



Concurrently satisfies NPC prerequisites, General Education requirements, and ASU lower division requirements.

Additional Lower Division Requirements

MAT 125: INTRO TO STATISTICS or
 MAT 125: INTRO TO STATISTICS OR 3 hrs



PSY 201: INTRO RESEARCH&STATISTICS or
 PSY 201: INTRO RESEARCH&STATISTICS or
 PSY 230: Introduction to Psychological Statistics

BIO 201: HUMAN ANAT & PHYSIO I 4 hrs



BIO 205: MICROBIOLOGY 4 hrs



NUR 117: PHARMACOLOGY 2 hrs

NUR 118: Pharmacology II 2 hrs

NUR 121: NURSING I 6 hrs

NUR 122: NURSING II 8 hrs

Pathway Notes

There are no notes for this pathway

Special Requirements

Completion of the RN-BSN Pathway Program and the special requirements satisfies the requirements for Northland Pioneer College Associate of Applied Science degree, satisfies lower division RN to BSN major requirements, and upon receipt of all application materials, guarantees admission to the ASU RN to BSN program.

Special Requirements: A grade of "C" or better in each course and a minimum 2.5 cumulative GPA in the following courses is required for guaranteed admission: ENL 101, ENL 102, BIO 201, BIO 202, BIO 205, CHM 130 with lab, and PSY 240. In addition, students must complete the courses that meet the listed general studies requirements with a grade of "C" or better. These courses are not included in the 2.5 cumulative GPA computation. All remaining courses must be completed with a grade of "C" or better.

Upon transfer to ASU: Students must have a current RN license in good standing before taking the courses in the RN-BSN program (TWC/NUR).

All additional ASU General Studies requirements can be completed while enrolled in the RN-BSN program. All other requirements are selected by the student and must be completed prior to graduation from ASU.

ASU will accept up to 75 transfer credit hours from an Arizona community college for the BSN. ASU will accept up to 90 transfer credit hours for traditional course work you have successfully completed at regionally accredited institutions of higher education. The applicability of the specific course toward a degree depends on the requirements of the department, division, college or school in which you are enrolled at ASU. Students are responsible for working with their advisor to confirm all transfer transcripts are on file with ASU.

NUR 125: PRACTICAL NURSE COMPLETIN	2 hrs
NUR 219: NCLEX Review Seminar	2 hrs
NUR 221: NURSING III	8 hrs
NUR 222: NURSING IV	8 hrs

Total Required Credits: 69




Pathway Agreement

Northland Pioneer College
Organizational Leadership, BA Pathway
2016-2017

ASU Major: [Organizational Leadership, BA | College of Integrative Sciences and Arts](#)

Pathway Requirements

Additional Lower Division Requirements

Northland Pioneer College AGECE	35 hrs	 Complete courses to complete the Northland Pioneer College Arizona General Education Curriculum (AGECE) based on your Associate's degree. A completed AGECE satisfies lower division general studies and first year composition.
BUS 180: ORGANIZATIONAL BEHAVIOR	3 hrs	
BUS 230: ORGANIZATIONAL LEADERSHIP	3 hrs	
BUS 238: Financial Management and Budgeting	3 hrs	
Lower Division Elective	31 hrs	Lower Division Electives should be completed once all other requirements have been met and only if needed to complete community college's associate degree requirements.

Pathway Notes

Special Requirements: 2.0 GPA in coursework used to satisfy TAG requirements. All courses must be completed with a grade of "C" or better.

Special Requirements

There are no special requirements for this pathway

Total Required Credits: 75



Pathway Agreement

Pima Community College
Accountancy, BS Pathway
2016-2017

[Print](#)

ASU Major: **Accountancy, BS | W. P. Carey School of Business**

Pathway Requirements

English Composition

WRT 101: Writing I or
 WRT 107: WRT I NonNative Speak English

3 hrs


WRT 102: Writing II or
 WRT 108: Writing II for Non-Native Speakers of English

3 hrs



Mathematics

MAT 220: Calculus I

5 hrs


Humanities and Fine Arts

Humanities and Fine Arts

6 hrs
 Select 1 course from the list; AND Select 1 course from the Humanities/Historical Perspectives list.

Social and Behavioral Sciences

ECN 201: Microeconomic Principles


3 hrs


ECN 202: Macroeconomic Principles

3 hrs


Physical and Biological Sciences

Physical and Biological Sciences

8 hrs
 Biological and Physical Sciences: Select any two courses and their labs from the Biological & Physical Sciences list.


Other Requirements

CIS 120: Computer Applications for Business

3 hrs


AGEC Special Requirements

Lower Division Select AGECE courses above so that at least one course is marked "C" (cultural diversity), one with an "I" (intensive writing), and one with a "G" (global awareness).

0 hrs
 Note that a single course may fulfill more than one of the requirements.

Additional Lower Division Requirements

ACC 211: Financial Accounting

3 hrs

ACC 212: Managerial Accounting

3 hrs

BUS 205: Stat Methods in Economics/Bus

3 hrs

Pathway Notes

Completion of the TAG and all special requirements satisfies the requirements for Pima Community College Associate of Business in Business Administration degree and AGECE-B, meets major map requirements at ASU, and guarantees admission to the Business Bachelor degree program. Special Requirements: In addition to university requirements, the W.P. Carey School of Business has the following special requirements: All courses must be completed with a grade of "C" or better. Students who complete the TAG with a 3.0 cumulative transfer GPA* and submit one of the following: an SAT (math and critical reading sections only) score of 1160 or higher, OR an ACT composite score of 25 or higher, OR a high school class ranking in the top 8 percent, OR an overall high school GPA of 3.60 in ASU competency courses (A=4.00) are guaranteed admission to the W.P. Carey School of Business Bachelor degree program, subject to capacity availability. Students may be assigned to a specific campus. * Because Arizona State University computes GPAs differently than Pima Community College, admission to the Bachelor program can only be certified after ASU calculates and certifies the GPA. Only 64 credits are transferrable to ASU.

Special Requirements

Completion of the TAG and all special requirements satisfies the requirements for Pima Community College Associate in Business degree and AGECE-B, meets major map requirements at ASU, and guarantees admission to the university. This degree program requires meeting W. P. Carey Bachelor of Science requirements.

Admission Requirements:

In addition to a minimum 3.00 cumulative transfer GPA, students must meet one of the following for admission to the W. P. Carey Bachelor of Science degree program: SAT (math and critical reading sections only) score of 1160 or higher, OR an ACT composite score of 25 or higher, OR a high school class ranking in the top 8 percent, OR an overall high school GPA of 3.60 in ASU competency courses (A=4.00).

*Because Arizona State University calculates GPAs differently than Pima Community College, admission to the BS program is certified upon the calculation of the 3.0 cumulative transfer GPA by ASU Undergraduate Admissions. A cumulative transfer GPA includes all college coursework completed at regionally accredited institutions of higher education. Students are responsible for confirming all transfer transcripts are on file with ASU. For more information: <https://transfer.asu.edu/credits>

Only 64 credits are transferrable to ASU. Please refer to **ASU Degree Search** for information regarding readmissions requirements.



BUS 220: Legal Environment of Business

3 hrs

MAT 231: Calculus II

4 hrs



CMN 102: Introduction to Speech Communication OR

CMN 130: Small Group Discussion OR

CMN 120: Business and Professional Communications

3 hrs



PSY Course

3 hrs

Course must have PSY prefix and transfer with SB designation.

SOC Course

3 hrs

Course must have SOC prefix and transfer with SB designation.

Lower Division College Algebra or other transferable course

3 hrs

College Algebra applies as elective credit only toward ASU business programs.

Lower Division Select 1 course (3 credit hours) from ACC, BUS, CIS, FIN, MGT, MKT, PAD, or language courses.

0-3 hrs

Total Required Credits: 62



Pathway Agreement

[Print](#)

Pima Community College
Nursing, BSN Pathway
2016-2017

ASU Major: **Nursing, BSN | College of Nursing and Health Innovation**

Pathway Requirements

English Composition

WRT 101: Writing I or
 WRT 107: WRT I NonNative Speak English

3 hrs



WRT 102: Writing II or
 WRT 108: WRT II NonNative Speak English

3 hrs



Mathematics

MAT 151: College Algebra

4 hrs



May be satisfied by any course that transfers to ASU with a MA designation as shown in the Course Equivalency Guide.

PSY 230: Psych.Measur & Statistics or
 BUS 205: Stat Methods in Economics/Bus or
 MAT 167: Introductory Statistics

3 hrs



Social & Behavioral Sciences

PSY 101: Intro To Psychology

3 hrs



Physical & Biological Sciences

BIO 202IN: Human Anatomy/Physiology II

4 hrs



CHM 130: Fundamental Chemistry or
 CHM 130LB: Fundamental Chemistry Lab

5 hrs



Additional Lower Division Requirements

BIO 201IN: Human Anatomy/Physiology I

4 hrs



BIO 205IN: Microbiology

4 hrs



ECE 107: Human Devel & Relations or
 PSY 240: Developmental Psychology

3 hrs

NRS 108: Drug Calculations

3 hrs

NRS 155: Introduction to Pharmacology

3 hrs

NRS 104: Nursing Process I

4 hrs

NRS 104LC: Nursing Process I Clinical

3 hrs

Pathway Notes

There are no notes for this pathway

Special Requirements

Completion of the Pima-ASU RN-BSN Pathway Program and the special requirements satisfies the requirements for Pima Community College Associate of Applied Science degree, satisfies lower division RN-BSN major requirements, and upon receipt of all application materials, guarantees admission to the ASU RN-BSN degree program.

Special Requirements: A grade of "C" or better in each course and a minimum 2.5 cumulative GPA in the following courses is required for guaranteed admission: WRT 101, WRT 102, BIO 201IN, BIO 202IN, BIO 205IN, CHM 130/130LB, and PSY 101 or PSY 240. In addition, students must complete the courses that meet the listed general studies requirements with a grade of "C" or better. These courses are not included in the 2.5 cumulative GPA computation. All remaining courses must be completed with a grade of "C" or better.

Upon Transfer to ASU: Students must have a current RN license in good standing before taking the courses in the RN-BSN program (TWC/NUR).

All additional ASU General Studies requirements can be completed while enrolled in the RN-BSN program. All other requirements are selected by the student and must be completed prior to graduation from ASU.

While the pathway requirements total 80 credits, there are only 75 maximum transferable credit hours; the excess hours will not transfer.

NRS 104LS: Nursing Process I Skills	1 hrs	
NRS 105: Nursing Process II	4 hrs	
NRS 105LC: Nursing Process II Clinic	4 hrs	
NRS 105LS: Nursing Process II Skills	1 hrs	
NRS 201: Nursing Process III	5 hrs	
NRS 201LC: Nursing Process III Clinical	4 hrs	
NRS 202: Nursing Process IV	3 hrs	
NRS 202CA: Nursing Process IV and NRS 202CB: Nursing Process IV	6 hrs	
Humanities/Fine Arts or Leadership/Ethics	3 hrs	Complete a course from Humanities/Fine Arts or Leadership/Ethics categories marked with a "C" or "G."

Total Required Credits: 80



Pathway Agreement


Pima Community College
Organizational Leadership, BA Pathway
2016-2017

Print

ASU Major: [Organizational Leadership, BA](#) | [College of Integrative Sciences and Arts](#)

Pathway Requirements

Additional Lower Division Requirements

Pima College AGECE	35 hrs	 Complete courses to complete the Pima College Arizona General Education Curriculum (AGECE) based on your Associate's degree. A completed AGECE satisfies lower division general studies and first year composition.
MGT 230: Dynamics of Leadership	3 hrs	This course satisfies ASU's OGL 200 requirement.
FIN 107: Business Finance	3 hrs	This course satisfies ASU's OGL 260 requirement.
Lower Division Elective	34 hrs	Lower Division Electives should be completed once all other requirements have been met and only if needed to complete community college's associate degree requirements. OGL 220 will need to be taken after transfer.

Pathway Notes

Special Requirements: 2.0 GPA in coursework used to satisfy TAG requirements. All courses must be completed with a grade of "C" or better.

Special Requirements

There are no special requirements for this pathway

Total Required Credits: 75



Pathway Agreement

[Print](#)

**Tohono O'odham
Economics, BS Pathway
2016-2017**

ASU Major: [Economics, BS](#) | [College of Liberal Arts and Sciences](#)

Pathway Requirements

English Composition

WRT 101: Writing I

3 hrs



WRT 102: Writing II

3 hrs



Mathematics

MAT 220: Calculus I or
MAT 212: Topics in Calculus

5 hrs



ASU requires the choice of either the MAT 270 AND MAT 271 sequence or the MAT 210 AND 211 sequence, however an equivalent for MAT 211 is not offered at the CC. If a MAT 210 equivalent is taken, MAT 211 will need to be taken after transfer.

Humanities and Fines Arts

THO 101: Elementary Tohono O'odham I

4 hrs



Meets "G" (Global Awareness) requirements.

Humanities and Fines Arts

3 hrs



Select one Arts course.

Social & Behavioral Sciences

ECN 200: Basic Economic Principles or
ECN 202: Macroeconomic Principles

3 hrs



HIS 122: Tohono O'odham History

3 hrs



Meets Cultural Diversity and Global Awareness requirements.

Biological & Physical Sciences

Biological & Physical Sciences

4 hrs



Biological & Physical Sciences

4 hrs



Options

Intensive Writing and Critical Inquiry

0-3 hrs



Students must take one course that involves the development of competence in written discourse, and the gathering, interpretation, and evaluation of evidence. You must take a course that fulfills this requirement after you complete WRT 101 Writing I.

Options

3 hrs



Pathway Notes

There are no notes for this pathway

Special Requirements


There are no special requirements for this pathway

Computer Information Systems


CIS 100: Introduction to Computers	3 hrs
------------------------------------	-------

Additional Lower Division Requirements


BUS 205: Statistical Methods in Economics & Business	3 hrs
--	-------



ECN 201: Microeconomic Principles	3 hrs
-----------------------------------	-------



MAT 231: Calculus II	4 hrs	ASU requires the choice of either the MAT 270 AND MAT 271 sequence or the MAT 210 AND 211 sequence, however an equivalent for MAT 211 is not offered at the CC. If a MAT 210 equivalent is taken, MAT 211 will need to be taken after transfer.
----------------------	-------	---



Related Area Courses	0-6 hrs	Students may choose up to six credit hours of courses that transfer to ASU as a direct equivalency or Departmental Elective (DEC) in the following ASU prefixes: ACC, CIS, or PAF.
----------------------	---------	--

Lower Division Elective	3-12 hrs	Lower Division Electives should be completed once all other requirements have been met and only if needed to complete community college's associate degree requirements.
-------------------------	----------	--

Total Required Credits: 60



Pathway Agreement

Print

Tohono O'Odham
Organizational Leadership, BA Pathway
2016-2017

ASU Major: [Organizational Leadership, BA | College of Integrative Sciences and Arts](#)

Pathway Requirements

Humanities and Fine Arts

THO 101: Elem Tohono O'odham I 4 hrs

Social and Behavioral Sciences

HIS 122: Tohono O'odham HIS 3 hrs

Additional Lower Division Requirements

Tohono O'Odham College AGECE 28 hrs Complete courses to complete the Tohono O'Odham College Arizona General Education Curriculum (AGEC) based on your Associate's degree. A completed AGECE satisfies lower division general studies and first year composition.

MGT 110: Human Rel Business & Industry 3 hrs This course satisfies ASU's OGL 220 requirement.

MGT 230: Dynamics of Leadership 3 hrs This course satisfies ASU's OGL 200 requirement.

Lower Division Elective 34 hrs Lower Division Electives should be completed once all other requirements have been met and only if needed to complete community college's associate degree requirements. OGL 260 will need to be taken after transfer.

Total Required Credits: 75

Pathway Notes

Special Requirements: 2.0 GPA in coursework used to satisfy TAG requirements. All courses must be completed with a grade of C or better.

Special Requirements

There are no special requirements for this pathway



Pathway Agreement

[Print](#)

**Tohono O'odham
Psychology, BS Pathway
2016-2017**

ASU Major: [Psychology, BS | New College of Interdisciplinary Arts and Sciences](#)

Pathway Requirements

English Composition

WRT 101: Writing I

3 hrs



WRT 102: Writing II

3 hrs



Mathematics

MAT 187: Precalculus

5 hrs



Humanities and Fine Arts

THO 101: Elem Tohono O'odham I

4 hrs



Meets "C" (cultural diversity) and "G" (global awareness) requirements.

Humanities and Fine Arts

3 hrs



Select one course from the Arts list and one course from the Humanities list.

Social and Behavioral Sciences

PSY 101: Introduction to Psychology

3 hrs



PSY 100A and PSY 100B must both be completed to transfer to ASU as equivalent to PSY 101 and one elective credit hour.

HIS 122: Tohono O'odham HIS

3 hrs



Physical and Biological Sciences

Physical and Biological Sciences

8 hrs



Options

Options

4 hrs



Additional Lower Division Requirements

Physical Science Lab Course - Astronomy - Chemistry, Geology, or Physics

4 hrs

Psychology (BS) majors are required to take one Life Science lab course and one Physical Science lab course in addition to PSY 290 and two required university general studies science courses.

Lower Division Elective

20 hrs

Lower Division Electives should be completed once all other requirements have been met and only if needed to complete community college's associate degree requirements. ACO 100 (or CIS 105), PSY 230, and PSY 290 will need to be taken after transfer.

Pathway Notes

Special Requirements: 2.0 GPA in coursework used to satisfy TAG requirements. All courses must be completed with a grade of C or better.

Special Requirements

There are no special requirements for this pathway

Total Required Credits: 60



Pathway Agreement

[Print](#)

**Tohono O'odham
Psychology, BA Pathway
2016-2017**

ASU Major: [Psychology, BA | College of Liberal Arts and Sciences](#)

Pathway Requirements

English Composition

WRT 101: Writing I

3 hrs



WRT 102: Writing II

3 hrs



Mathematics

MAT 182: Trigonometry or
MAT 187: Precalculus

3-5 hrs



MAT 187 transfers to ASU as 3 credit hours toward MAT 170 and 2 hours of elective credit.

Humanities and Fine Arts

THO 101: Elem Tohono O'odham I

4 hrs



Meets "G" (global awareness) requirement.

Humanities and Fine Arts

3 hrs



Select one course from the Arts.

Social and Behavioral Sciences

PSY 101: Introduction to Psychology

3 hrs



HIS 122: Tohono O'odham HIS

3 hrs



Meets "C" (Cultural Awareness) and "G" (Global Awareness)

Physical and Biological Sciences

Physical and Biological Sciences

8 hrs



At least one course must carry ASU's SQ general studies designation

Options

Options

6 hrs



Intensive Writing/Critical Inquiry

Intensive Writing/Critical Inquiry

0-3 hrs



Additional Lower Division Requirements

PSY 230: PSY Measurements & Statistics

4 hrs

Pathway Notes

Special Requirements: 2.0 GPA in coursework used to satisfy TAG requirements. All courses must be completed with a grade of C or better.

Special Requirements

Completion of the TAG and all special requirements satisfies the requirements for Tohono O'odham Community College Associate of Arts degree and AGE C-A, meets major map requirements at ASU and guarantees admission to the Psychology B.A. degree program. If a student has previously attended ASU but left with a G.P.A. below 2.0, that student is not eligible to pursue this pathway because the student is not admissible to Psychology at the Tempe campus.

Lower Division Second Language: Requirement satisfied through the following: Completion of a language course at the intermediate level (202 or equivalent), including American Sign Language IV.

0-16 hrs THO 101, 102, 201, and 202 meet the fourth semester language proficiency requirements at ASU.

Psychology Elective

0-3 hrs Select a Psychology elective that will transfer to ASU as Departmental Elective Credit (DEC) or a Direct Equivalency in the PSY prefix (PSY 132).

Related Area Courses

0-12 hrs Select 4 courses (12 credit hours) which transfer as either Direct Equivalency or Departmental Electives (DEC) to courses in the following ASU departments: ASB, ASM, BIO, GCU, HPS, PHI, or SOC. Transfer equivalency is based on the semester and year the course is taken. May be met within AGECA or electives.

Lower Division Elective

0-20 hrs Lower Division Electives should be completed once all other requirements have been met and only if needed to complete community college's associate degree requirements.

Total Required Credits: 60



Pathway Agreement

[Print](#)

Tohono O'odham Psychology, BS Pathway 2016-2017

ASU Major: [Psychology, BS](#) | [College of Liberal Arts and Sciences](#)

Pathway Requirements

English Composition

WRT 101: Writing I

3 hrs



WRT 102: Writing II

3 hrs



Mathematics

MAT 220: Calculus I

5 hrs



MAT 220 transfers to ASU as 4 credits toward MAT 270 and 1 hour of elective credit.

Humanities and Fine Arts

THO 101: Elem Tohono O'odham I

4 hrs



Meets "C" (cultural diversity) and "G" (global awareness) requirements.

Humanities and Fine Arts

3 hrs



Select one course from the Arts list and one course from the Humanities list.

Social and Behavioral Sciences

PSY 101: Introduction to Psychology

3 hrs



HIS 122: Tohono O'odham HIS

3 hrs



Physical and Biological Sciences

Physical and Biological Sciences

8 hrs



Select at least course that fulfills the "SQ" general studies requirement at ASU.

Options

Options

4 hrs



Intensive Writing/Critical Inquiry

Intensive Writing/Critical Inquiry

0-3 hrs



Additional Lower Division Requirements

PSY 230: PSY Measurements & Statistics

4 hrs

Pathway Notes

Special Requirements: 2.0 GPA in coursework used to satisfy TAG requirements. All courses must be completed with a grade of C or better.

Special Requirements

Completion of the TAG and all special requirements satisfies the requirements for Tohono O'odham Community College Associate of Arts degree and AGECA, meets major map requirements at ASU and guarantees admission to the Psychology B.S. degree program. If a student has previously attended ASU but left with a G.P.A. below 2.0, that student is not eligible to pursue this pathway because the student is not admissible to Psychology at the Tempe campus.

	0-3 hrs	Select a Psychology elective that will transfer to ASU as Departmental Elective Credit (DEC) or a Direct Equivalency in the PSY prefix (PSY 132)
Lower Division Foundations of Behavior Electives	0-12 hrs	Select 4 courses (12 credit hours) which transfer as either Direct Equivalency or Departmental Electives (DEC) to courses in the following ASU departments: ASB, ASM, BIO, GCU, HPS, PHI, or SOC. Transfer equivalency is based on the semester and year the course is taken. May be met within AGECA or electives.
Lower Division Elective	2-20 hrs	Lower Division Electives should be completed once all other requirements have been met and only if needed to complete community college's associate degree requirements.

Total Required Credits: 60



Pathway Agreement

[Print](#)

**Tohono O'odham
Social Work, BSW Pathway
2016-2017**

ASU Major: [Social Work, BSW](#) | [College of Public Service and Community Solutions](#)

Pathway Requirements

English Composition

WRT 101: Writing I

3 hrs



WRT 102: Writing II

3 hrs



Mathematics

MAT 142: Topics in College Mathematics

3 hrs



Humanities and Fine Arts

PHI 101: Introduction to Philosophy

3 hrs



Humanities and Fine Arts

3 hrs



Select one Arts course.

Social and Behavioral Sciences

ECN 202: Macroeconomic Principles

3 hrs



PSY 101: Introduction to Psychology OR

SOC 101: Introduction to Sociology

3 hrs



Physical and Biological Sciences

Physical and Biological Sciences

4 hrs



Physical and Biological Sciences

4 hrs



Options

HIS 122: Tohono O'odham History

3 hrs



THO 101: Elementary Tohono O'odham I

4 hrs



Meets "C" (Cultural Diversity) and "G" (Global Awareness) requirements.

Additional Lower Division Requirements

AJS 101: Intro. Admin. of Justice Stud or
AJS 109: Criminal Law

3 hrs

This requirement satisfies one of the
Areas in ASU's Interdisciplinary

Academic Catalog Archive Addendum 2016-2017

Requirement.

CIS 100: Intro to Computers 3 hrs

POS 110: American National Government 3 hrs



SSE 121: Intro to Substance Abuse 3 hrs

SWU 171: Introduction to Social Work 3 hrs

SWU 291: Social Service Delivery Systems 3 hrs

SWU 295: Foundations of Social Work Practice: Effective Helping in a Diverse World 3 hrs

Language and Cultures: Requirement satisfied through the following: Completion of a language course at the intermediate level (202 or equivalent), including American Sign Language IV OR Or completion of three additional courses in cultural diversity beyond general studies. Up to two semesters of Non-English Language (101, 102, 201, or 202 only), or sign language may apply toward the three course cultural diversity sequence.

0-16 hrs

THO 101, 102, 201, and 202 meet the fourth semester language proficiency requirements at ASU.

Lower Division Elective

0-3 hrs

Lower Division Electives should be completed once all other requirements have been met and only if needed to complete community college's associate degree requirements.

Total Required Credits: 60



Pathway Agreement

Yavapai College
Economics, BS Pathway
2016-2017

[Print](#)

ASU Major: [Economics, BS](#) | [College of Liberal Arts and Sciences](#)

Pathway Requirements

College Composition

ENG 101: COLLEGE COMPOSITION I or
 ENG 103: COLLEGE COMPOSITION I - HONOR

3 hrs



ENG 102: COLLEGE COMPOSITION II or
 ENG 104: COLLEGE COMPOSITION II - HONOR

3 hrs



Numeracy

MAT 220: CALCULUS AND ANALYTIC GEOMETRY OR
 MAT 212: SURVEY OF CALCULUS

3-5 hrs



ASU requires the choice of either the MAT 270 AND MAT 271 sequence or the MAT 210 AND 211 sequence, however an equivalent for MAT 211 is not offered at the CC. If a MAT 210 equivalent is taken, MAT 211 will need to be taken after transfer.

Computer Science

CSA 110: INTRODUCTION TO COMPUTER INFO

3 hrs



Historical Perspective

Historical Perspective

3 hrs



Arts and Humanities

Arts and Humanities

6 hrs



Behavioral Sciences

Behavioral Sciences

3 hrs



Social Science

ECN 235: Principles of Economics-Macro

3 hrs



Physical and Biological Sciences

Physical and Biological Sciences

8 hrs



Additional Lower Division Requirements

ECN 232: Business Statistical Analysis

3 hrs





Pathway Notes

Special Requirements: 2.0 GPA in coursework used to satisfy TAG requirements. All courses must be completed with a grade of "C" or better.

Special Requirements

There are no special requirements for this pathway

ECN 236: Principles of Economics-Micro	3 hrs	
MAT 230: Calculus with Analytic Geometry II	5 hrs	 <div>ASU requires the choice of either the MAT 270 AND MAT 271 sequence or the MAT 210 AND 211 sequence, however an equivalent for MAT 211 is not offered at the CC. If a MAT 210 equivalent is taken, MAT 211 will need to be taken after transfer. If a MAT 270 equivalent is taken, student may complete the MAT 271 equivalent before transfer.</div>
Lower Division Elective	12-14 hrs	<div>Lower Division Electives should be completed once all other requirements have been met and only if needed to complete community college's associate degree requirements. Students intending to transfer to ASU in the Accountancy program are encouraged to complete COM 271 in lieu of elective credit.</div>
Total Required Credits: 60		



Pathway Agreement

[Print](#)

Yavapai College

Environmental and Resource Management, BS Pathway 2016-2017

ASU Major: [Environmental and Resource Management, BS | Ira A. Fulton Schools of Engineering](#)

Pathway Requirements

College Composition

ENG 101: COLLEGE COMPOSITION I or
ENG 103: COLLEGE COMPOSITION I - HONOR

3 hrs



ENG 102: COLLEGE COMPOSITION II or
ENG 104: COLLEGE COMPOSITION II - HONOR

3 hrs



Numeracy

MAT 212: Survey of Calculus

3 hrs



Arts and Humanities

Arts and Humanities

6 hrs



Behavioral Sciences

Behavioral Sciences

3 hrs



Social Science

Social Science

3 hrs



Physical and Biological Sciences

CHM 151: General Chemistry I

5 hrs



CHM 152: General Chemistry II

5 hrs



Other Requirements

BIO 181: General Biology I

4 hrs



General Education Awareness Areas

0-9 hrs



Additional Lower Division Requirements

CHM 235: GENERAL ORGANIC CHEMISTRY I and
CHM 235L: GENERAL ORGANIC CHEMISTRY I Lab

3 hrs



CHM 233 will meet with CHM 231
requirement on the major map.

Pathway Notes

Special Requirements: 2.0 GPA in coursework used to satisfy TAG requirements. All courses must be completed with a grade of "C" or better.

Special Requirements

There are no special requirements for this pathway

MAT 167: ELEMENTARY STATISTICS

3 hrs



PHY 111: GENERAL PHYSICS I

4 hrs



PHY 111/113 will satisfy the PHY 101 requirement

Literacy & Critical Inquiry

3 hrs

Select a course that meets ASU Literacy requirements

Science, Math, Engineering or Management Elective

16 hrs

Select one course that transfers to ASU with one of the following prefixes: ABS, AGB, BIO, CEE, CHM, ECN, EGR, GIS, GLG, GPH, MAT, MGT, PHY, TEM, or TMC.

Total Required Credits: 64

Tuition and Fees

The following tuition and fee schedules were not available at the time of publication of the 2016-2017 catalog archive document.

Summer 2017 Tuition and Fees

General Tuition & Fees Undergraduate Degree Program All Campuses

RESIDENT	ENROLLED HOURS								
	1	2	3	4	5	6	7	8	9
Resident Undergraduate Tuition ⁽¹⁾	\$404	\$808	\$1,212	\$1,616	\$2,020	\$2,424	\$2,828	\$3,232	\$3,636
Resident Surcharge	0	0	0	0	0	0	0	0	0
Student Services Facility Fee	37	37	37	37	37	37	37	37	37
Technology Fee	25	25	25	25	25	25	25	25	25
Recreation Fee	25	25	25	25	25	25	25	25	25
Health & Wellness Fee	20	20	20	20	20	20	20	20	20
Financial Aid Trust	24	24	24	24	24	24	24	24	24
Student Programs Fee	15	15	15	15	15	15	15	15	15
Student Athletics Fee	37	37	37	37	37	37	37	37	37
Total Undergraduate Resident Tuition & Fees ^{(2) (3)}	\$587	\$991	\$1,395	\$1,799	\$2,203	\$2,607	\$3,011	\$3,415	\$3,819

(4) (5) (6)									
-------------	--	--	--	--	--	--	--	--	--

NON-RESIDENT	ENROLLED HOURS								
	1	2	3	4	5	6	7	8	9
Non-Resident Undergraduate Tuition ⁽¹⁾	\$706	\$1,412	\$2,118	\$2,824	\$3,530	\$4,236	\$4,942	\$5,648	\$6,354
Student Services Facility Fee	37	37	37	37	37	37	37	37	37
Technology Fee	25	25	25	25	25	25	25	25	25
Recreation Fee	25	25	25	25	25	25	25	25	25
Health & Wellness Fee	20	20	20	20	20	20	20	20	20
Financial Aid Trust	24	24	24	24	24	24	24	24	24
Student Programs Fee	15	15	15	15	15	15	15	15	15
Student Athletics Fee	37	37	37	37	37	37	37	37	37
Total Undergraduate Non-Resident Tuition & Fees ^{(2) (3)} (4) (5) (6)	\$889	\$1,595	\$2,301	\$3,007	\$3,713	\$4,419	\$5,125	\$5,831	\$6,537

INTERNATIONAL	ENROLLED HOURS								
	1	2	3	4	5	6	7	8	9
Non-Resident	\$755	\$1,510	\$2,265	\$3,020	\$3,755	\$4,530	\$5,285	\$6,040	\$6,795

Undergraduate Tuition									
Student Services Facility Fee	37	37	37	37	37	37	37	37	37
Technology Fee	25	25	25	25	25	25	25	25	25
Recreation Fee	25	25	25	25	25	25	25	25	25
Health & Wellness Fee	20	20	20	20	20	20	20	20	20
Financial Aid Trust	24	24	24	24	24	24	24	24	24
Student Programs Fee	15	15	15	15	15	15	15	15	15
Student Athletics Fee	37	37	37	37	37	37	37	37	37
Total Undergraduate International Tuition & Fees^{(1) (2) (3) (4) (5)}	\$938	\$1,693	\$2,448	\$3,203	\$3,958	\$4,713	\$5,468	\$6,223	\$6,978

⁽¹⁾ Rates do not include tuition charges for courses offered through the ASU Extended Campus.

⁽²⁾ Music Fees & Special Class Fees are dependent on specific class enrollment and are not included here. Fees are available online through Class Search.

⁽³⁾ Undergraduate students with total credit hours in excess of the threshold established by the Arizona Legislature are required to pay a tuition surcharge. For resident students, the excess hours surcharge is \$81 per credit hour. For nonresident students, the excess hours surcharge is \$141 per credit hour. See www.asu.edu [1] for additional information regarding the undergraduate tuition surcharge.

⁽⁴⁾ Summer tuition is billed per credit hour with no cap. The rates presented above are per session and if more than nine credit hours are taken in a session, tuition will be greater. To calculate the increase in tuition, add the tuition cost per hour for each additional hour taken to the tuition and fees total for nine hours.

⁽⁵⁾ All amounts shown in the Tuition and Fees Schedules or in other University publications or web pages represent tuition and fees as currently approved. However, Arizona State University reserves the right to increase or modify tuition and fees without prior notice, upon approval by the Arizona Board of Regents or as otherwise consistent with Board policy and to make such modifications applicable to students enrolled at ASU at that time as well as to incoming students. In addition, all tuition amounts and fees are subject to change at any time for correction of errors. Finally, please note that fee amounts billed for any period may be adjusted at a future date.

⁽⁶⁾ Some graduate and undergraduate programs assess an additional program fee. These fees differ according to the college and or program.

Source URL: <https://catalog.asu.edu/tuitionandfees/sum17UGAllCampus>

Links:

[1] <http://www.asu.edu>

General Tuition & Fees Undergraduate Degree Program Online Campus

RESIDENT	ENROLLED HOURS																	
	1	2	3	4	5	6	7	8	9	10	11	12	13	14	15	16	17	18
Resident Undergraduate Online Tuition	\$500	\$1,000	\$1,500	\$2,000	\$2,500	\$3,000	\$3,500	\$4,000	\$4,500	\$5,000	\$5,500	\$6,000	\$6,500	\$7,000	\$7,500	\$8,000	\$8,500	\$9,000
Technology Fee ⁽⁴⁾	25	25	25	25	25	25	25	25	25	25	25	25	25	25	25	25	25	25
Student Programs Fee⁽¹⁾	0	0	0	0	0	0	0	0	0	0	0	0	0	0	0	0	0	0
Student Service Facility Fee ⁽¹⁾	0	0	0	0	0	0	0	0	0	0	0	0	0	0	0	0	0	0
Student Athletics Fee	0	0	0	0	0	0	0	0	0	0	0	0	0	0	0	0	0	0
Health & Wellness Fee ⁽¹⁾	0	0	0	0	0	0	0	0	0	0	0	0	0	0	0	0	0	0
Financial Aid Trust ⁽⁴⁾	24	24	24	24	24	24	24	24	24	24	24	24	24	24	24	24	24	24

Recreation Fee⁽¹⁾	0	0	0	0	0	0	0	0	0	0	0	0	0	0	0	0	0	0
Total Resident Undergraduate Online Tuition & Fees^{(1) (2) (3) (4) (5) (6) (7) (8)}	\$549	\$1,049	\$1,549	\$2,049	\$2,549	\$3,049	\$3,549	\$4,049	\$4,549	\$5,049	\$5,549	\$6,049	\$6,549	\$7,049	\$7,549	\$8,049	\$8,549	\$9,049

NON-RESIDENT	ENROLLED HOURS																	
	1	2	3	4	5	6	7	8	9	10	11	12	13	14	15	16	17	18
Non-Resident Undergraduate Online Tuition	\$500	\$1,000	\$1,500	\$2,000	\$2,500	\$3,000	\$3,500	\$4,000	\$4,500	\$5,000	\$5,500	\$6,000	\$6,500	\$7,000	\$7,500	\$8,000	\$8,500	\$9,000
Technology Fee⁽⁴⁾	25	25	25	25	25	25	25	25	25	25	25	25	25	25	25	25	25	25
Student Programs Fee⁽¹⁾	0	0	0	0	0	0	0	0	0	0	0	0	0	0	0	0	0	0
Student Service Facility Fee⁽¹⁾	0	0	0	0	0	0	0	0	0	0	0	0	0	0	0	0	0	0
Student Athletics Fee	0	0	0	0	0	0	0	0	0	0	0	0	0	0	0	0	0	0
Health & Wellness Fee⁽¹⁾	0	0	0	0	0	0	0	0	0	0	0	0	0	0	0	0	0	0
Financial Aid Trust⁽⁴⁾	24	24	24	24	24	24	24	24	24	24	24	24	24	24	24	24	24	24
Recreation Fee⁽¹⁾	0	0	0	0	0	0	0	0	0	0	0	0	0	0	0	0	0	0
Total Non-Resident	\$549	\$1,049	\$1,549	\$2,049	\$2,549	\$3,049	\$3,549	\$4,049	\$4,549	\$5,049	\$5,549	\$6,049	\$6,549	\$7,049	\$7,549	\$8,049	\$8,549	\$9,049

Undergraduate Online Tuition & Fees (1) (2) (3) (4) (5) (6) (7) (8)																		
--	--	--	--	--	--	--	--	--	--	--	--	--	--	--	--	--	--	--

(1) Students admitted to an Online campus program are not billed the student programs fee, student service facility fee, athletics fee, health and wellness fee, or recreation fee.

(2) Online tuition is billed per credit hour with no cap. The rates presented above are per session and if more than 18 credit hours are taken in a session, tuition will be greater. To calculate the increase in tuition, add the tuition cost per hour for each additional hour taken to the tuition and fees total for 18 hours.

(3) Special Class Fees are dependent on specific class enrollment and are not included here. Fees are available online through Class Search.

(4) Mandatory fees are billed per session but are not to exceed the seven hour rate in a term.

(5) Undergraduate students with total credit hours in excess of the threshold established by the Arizona Legislature are required to pay tuition on these excess hours. For online students the excess surcharge is \$100. For more information about the excess surcharge please visit <https://students.asu.edu/tuitionsurcharge> [1].

(6) Students admitted to Barrett, the Honors College are assessed a \$750 honors fee each fall and spring semester in addition to the tuition and fees presented above.

(7) All amounts shown in the Tuition and Fees Schedules or in other University publications or web pages represent tuition and fees as currently approved. However, Arizona State University reserves the right to increase or modify tuition and fees without prior notice, upon approval by the Arizona Board of Regents or as otherwise consistent with Board policy and to make such modifications applicable to students enrolled at ASU at that time as well as to incoming students. In addition, all tuition amounts and fees are subject to change at any time for correction of errors. Finally, please note that fee amounts billed for any period may be adjusted at a future date.

(8) Certain graduate and undergraduate programs are assessed differential tuition or program fees, depending on the college and/or program. Use the Tuition and Cost of Attendance Estimator to review program specific tuition and fees.

Source URL: <https://catalog.asu.edu/tuitionandfees/sum17UndergradOnline>

Links:

[1] <https://students.asu.edu/tuitionsurcharge>

General Tuition & Fees
Undergraduate Non-Degree Program
All Campuses

RESIDENT	ENROLLED HOURS								
	1	2	3	4	5	6	7	8	9
Resident Undergraduate Tuition ⁽¹⁾	\$404	\$808	\$1,212	\$1,616	\$2,020	\$2,424	\$2,828	\$3,232	\$3,636
Resident Surcharge	0	0	0	0	0	0	0	0	0
Student Services Facility Fee	37	37	37	37	37	37	37	37	37
Technology Fee	25	25	25	25	25	25	25	25	25
Recreation Fee	25	25	25	25	25	25	25	25	25
Health & Wellness Fee	20	20	20	20	20	20	20	20	20
Financial Aid Trust	24	24	24	24	24	24	24	24	24
Student Programs Fee	15	15	15	15	15	15	15	15	15
Student Athletics Fee	37	37	37	37	37	37	37	37	37
Total Undergraduate Resident Tuition & Fees ^{(2) (3)} ^{(4) (5) (6)}	\$587	\$991	\$1,395	\$1,799	\$2,203	\$2,607	\$3,011	\$3,415	\$3,819

NON-RESIDENT	ENROLLED HOURS								
	1	2	3	4	5	6	7	8	9
Non-Resident Undergraduate Tuition ⁽¹⁾	\$706	\$1,412	\$2,118	\$2,824	\$3,530	\$4,236	\$4,942	\$5,648	\$6,354
Student Services Facility Fee	37	37	37	37	37	37	37	37	37
Technology Fee	25	25	25	25	25	25	25	25	25
Recreation Fee	25	25	25	25	25	25	25	25	25
Health & Wellness Fee	20	20	20	20	20	20	20	20	20
Financial Aid Trust	24	24	24	24	24	24	24	24	24
Student Programs Fee	15	15	15	15	15	15	15	15	15
Student Athletics Fee	37	37	37	37	37	37	37	37	37
Total Undergraduate Non-Resident Tuition & Fees ^{(2) (3)} ^{(4) (5) (6)}	\$889	\$1,595	\$2,301	\$3,007	\$3,713	\$4,419	\$5,125	\$5,831	\$6,537

INTERNATIONAL	ENROLLED HOURS								
	1	2	3	4	5	6	7	8	9
Non-Resident Undergraduate Tuition	\$755	\$1,510	\$2,265	\$3,020	\$3,755	\$4,530	\$5,285	\$6,040	\$6,795
Student Services Facility	37	37	37	37	37	37	37	37	37

Fee									
Technology Fee	25	25	25	25	25	25	25	25	25
Recreation Fee	25	25	25	25	25	25	25	25	25
Health & Wellness Fee	20	20	20	20	20	20	20	20	20
Financial Aid Trust	24	24	24	24	24	24	24	24	24
Student Programs Fee	15	15	15	15	15	15	15	15	15
Student Athletics Fee	37	37	37	37	37	37	37	37	37
Total Undergraduate International Tuition & Fees ^{(1) (2) (3) (4) (5)}	\$938	\$1,693	\$2,448	\$3,203	\$3,958	\$4,713	\$5,468	\$6,223	\$6,978

⁽¹⁾ Rates do not include tuition charges for courses offered through the ASU Extended Campus.

⁽²⁾ Music Fees & Special Class Fees are dependent on specific class enrollment and are not included here. Fees are available online through Class Search.

⁽³⁾ Undergraduate students with total credit hours in excess of the threshold established by the Arizona Legislature are required to pay a tuition surcharge. For resident students, the excess hours surcharge is \$81 per credit hour. For nonresident students, the excess hours surcharge is \$141 per credit hour. See www.asu.edu [1] for additional information regarding the undergraduate tuition surcharge.

⁽⁴⁾ Summer tuition is billed per credit hour with no cap. The rates presented above are per session and if more than nine credit hours are taken in a session, tuition will be greater. To calculate the increase in tuition, add the tuition cost per hour for each additional hour taken to the tuition and fees total for nine hours.

⁽⁵⁾ All amounts shown in the Tuition and Fees Schedules or in other University publications or web pages represent tuition and fees as currently approved. However, Arizona State University reserves the right to increase or modify tuition and fees without prior notice, upon approval by the Arizona Board of Regents or as otherwise consistent with Board policy and to make such modifications applicable to students enrolled at ASU at that time as well as to incoming students. In addition, all tuition amounts and fees are subject to change at any time for correction of errors. Finally, please note that fee amounts billed for any period may be adjusted at a future date.

⁽⁶⁾ Some graduate and undergraduate programs assess an additional program fee. These fees differ according to the college and or program.

Source URL: <https://catalog.asu.edu/tuitionandfees/sum17undergradnondegree>

Links:

[1] <http://www.asu.edu>

General Tuition & Fees Undergraduate Degree Program ASU Colleges at Lake Havasu City

RESIDENT	ENROLLED HOURS											
	1	2	3	4	5	6	7	8	9	10	11	12 & Over
Resident Undergraduate Tuition	\$358	\$616	\$874	\$1,132	\$1,390	\$1,648	\$1,906	\$2,164	\$2,422	\$2,680	\$2,938	\$3,140
Resident Surcharge	0	0	0	0	0	0	0	0	0	0	0	0
Technology Fee	25	25	25	25	25	25	25	25	25	25	25	25
Student Service Facility Fee ⁽¹⁾	0	0	0	0	0	0	0	0	0	0	0	0
Student Athletics Fee	0	0	0	0	0	0	0	0	0	0	0	0
Student Programs Fee	15	15	15	15	15	15	15	15	15	15	15	15
Health & Wellness Fee ⁽¹⁾	0	0	0	0	0	0	0	0	0	0	0	0
Financial Aid Trust	24	24	24	24	24	24	24	24	24	24	24	24
Recreation Fee ⁽¹⁾	0	0	0	0	0	0	0	0	0	0	0	0
Total Undergraduate Resident Tuition & Fees ⁽²⁾ ^{(3) (4) (5)(6)}	\$422	\$680	\$938	\$1,196	\$1,454	\$1,712	\$1,970	\$2,228	\$2,486	\$2,744	\$3,002	\$3,204

NON-RESIDENT	ENROLLED HOURS											
	1	2	3	4	5	6	7	8	9	10	11	12 & Over
Non-Resident Undergraduate Tuition	\$553	\$956	\$1,359	\$1,762	\$2,165	\$2,568	\$2,971	\$3,374	\$3,777	\$4,180	\$4,583	\$4,849
Technology Fee	25	25	25	25	25	25	25	25	25	25	25	25
Student Service Facility Fee ⁽¹⁾	0	0	0	0	0	0	0	0	0	0	0	0
Student Athletics Fee	0	0	0	0	0	0	0	0	0	0	0	0
Student Programs Fee	15	15	15	15	15	15	15	15	15	15	15	15
Health & Wellness Fee ⁽¹⁾	0	0	0	0	0	0	0	0	0	0	0	0
Financial Aid Trust	24	24	24	24	24	24	24	24	24	24	24	24
Recreation Fee ⁽¹⁾	0	0	0	0	0	0	0	0	0	0	0	0
Total Undergraduate Non-Resident Tuition & Fees ⁽²⁾ ^{(3) (4) (5)(6)}	\$617	\$1,020	\$1,423	\$1,826	\$2,229	\$2,632	\$3,035	\$3,438	\$3,841	\$4,244	\$4,647	\$4,913

⁽¹⁾ Students admitted to ASU Colleges at Lake Havasu City are not billed the student service facility fee, athletics fee, health and wellness fee, or recreation fee.

⁽²⁾ Music Fees & Special Class Fees are dependent on specific class enrollment and are not included here. Fees are available online through Class Search.

⁽³⁾ Undergraduate students with total credit hours in excess of the threshold established by the Arizona Legislature are required to pay tuition on these excess hours. For resident students the excess hours tuition is \$72 per credit hour. For nonresident students the excess hours tuition is \$111 per credit hour. See students.asu.edu/tuitionandfees [1] for additional information regarding the Undergraduate Excess

Hours Tuition.

⁽⁴⁾ Students admitted to Barrett, the Honors College are assessed a \$750 honors fee each fall and spring semester in addition to the tuition and fees presented above.

⁽⁵⁾ All amounts shown in the Tuition and Fees Schedules or in other University publications or web pages represent tuition and fees as currently approved. However, Arizona State University reserves the right to increase or modify tuition and fees without prior notice, upon approval by the Arizona Board of Regents or as otherwise consistent with Board policy and to make such modifications applicable to students enrolled at ASU at that time as well as to incoming students. In addition, all tuition amounts and fees are subject to change at any time for correction of errors. Finally, please note that fee amounts billed for any period may be adjusted at a future date.

⁽⁶⁾ Certain graduate and undergraduate programs are assessed differential tuition or program fees, depending on the college and/or program. Use the Tuition and Cost of Attendance Estimator to review program specific tuition and fees.

Source URL: <https://catalog.asu.edu/tuitionandfees/Sum17undergradLHCdegreepro>

Links:

[1] <http://students.asu.edu/tuitionandfees>

General Tuition & Fees Undergraduate Degree Program ASU Community College Based Programs

	ENROLLED HOURS											
	1	2	3	4	5	6	7	8	9	10	11	12 & Over
Undergraduate Tuition	\$358	\$616	\$875	\$1,133	\$1,391	\$1,650	\$1,908	\$2,166	\$2,425	\$2,683	\$2,908	\$2,908
Resident Surcharge	0	0	0	0	0	0	0	0	0	0	0	0
Technology Fee	25	25	25	25	25	25	25	25	25	25	25	25
Student Service Facility Fee ⁽¹⁾	0	0	0	0	0	0	0	0	0	0	0	0

Student Athletics Fee	0	0	0	0	0	0	0	0	0	0	0	0
Student Programs Fee	15	15	15	15	15	15	15	15	15	15	15	15
Health & Wellness Fee ⁽¹⁾	0	0	0	0	0	0	0	0	0	0	0	0
Financial Aid Trust	24	24	24	24	24	24	24	24	24	24	24	24
Recreation Fee ⁽¹⁾	0	0	0	0	0	0	0	0	0	0	0	0
Total Undergraduate Tuition & Fees^{(2) (3) (4) (5) (6)}	\$422	\$680	\$939	\$1,197	\$1,455	\$1,714	\$1,972	\$2,230	\$2,489	\$2,747	\$2,972	\$2,972

⁽¹⁾ Students admitted to Eastern Arizona College, Arizona Western College, and Central Arizona College are not billed the student service facility fee, athletics fee, health and wellness fee, or recreation fee.

⁽²⁾ Music Fees & Special Class Fees are dependent on specific class enrollment and are not included here. Fees are available online through Class Search.

⁽³⁾ Undergraduate students with total credit hours in excess of the threshold established by the Arizona Legislature are required to pay tuition on these excess hours. For resident students the excess hours tuition is \$72 per credit hour. For nonresident students the excess hours tuition is \$111 per credit hour. See students.asu.edu/tuitionandfees [1] for additional information regarding the Undergraduate Excess Hours Tuition.

⁽⁴⁾ Students admitted to Barrett, the Honors College are assessed a \$750 honors fee each fall and spring semester in addition to the tuition and fees presented above.

⁽⁵⁾ All amounts shown in the Tuition and Fees Schedules or in other University publications or web pages represent tuition and fees as currently approved. However, Arizona State University reserves the right to increase or modify tuition and fees without prior notice, upon approval by the Arizona Board of Regents or as otherwise consistent with Board policy and to make such modifications applicable to students enrolled at ASU at that time as well as to incoming students. In addition, all tuition amounts and fees are subject to change at any time for correction of errors. Finally, please note that fee amounts billed for any period may be adjusted at a future date.

⁽⁶⁾ Certain graduate and undergraduate programs are assessed differential tuition or program fees, depending on the college and/or program. Use the Tuition and Cost of Attendance Estimator to review program specific tuition and fees.

Source URL: <https://catalog.asu.edu/tuitionandfees/sum17undergradcommunitycollegebaseddegreepro>

Links:

[1] <http://students.asu.edu/tuitionandfees>

General Tuition & Fees Graduate All Campuses

RESIDENT	ENROLLED HOURS								
	1	2	3	4	5	6	7	8	9
Resident Graduate Tuition ⁽¹⁾	\$601	\$1,202	\$1,803	\$2,404	\$3,005	\$3,606	\$4,207	\$4,808	\$5,409
Resident Surcharge	0	0	0	0	0	0	0	0	0
Student Services Facility Fee	37	37	37	37	37	37	37	37	37
Technology Fee	25	25	25	25	25	25	25	25	25
Recreation Fee	25	25	25	25	25	25	25	25	25
Health & Wellness Fee	20	20	20	20	20	20	20	20	20
Financial Aid Trust	24	24	24	24	24	24	24	24	24
Student Programs Fee	35	35	35	35	35	35	35	35	35
Student Athletics Fee	37	37	37	37	37	37	37	37	37
Total Graduate Resident Tuition & Fees ^{(2) (3) (4) (5)}	\$804	\$1,405	\$2,006	\$2,607	\$3,208	\$3,809	\$4,410	\$5,011	\$5,612

NON-RESIDENT	ENROLLED HOURS								
	1	2	3	4	5	6	7	8	9
Non-Resident Graduate Tuition ⁽¹⁾	\$1,051	\$2,102	\$3,153	\$4,204	\$5,255	\$6,306	\$7,357	\$8,408	\$9,459
Student Services Facility Fee	37	37	37	37	37	37	37	37	37
Technology Fee	25	25	25	25	25	25	25	25	25
Recreation Fee	25	25	25	25	25	25	25	25	25
Health & Wellness Fee	20	20	20	20	20	20	20	20	20
Financial Aid Trust	24	24	24	24	24	24	24	24	24
Student Programs Fee	35	35	35	35	35	35	35	35	35
Student Athletics Fee	37	37	37	37	37	37	37	37	37
Total Graduate Non-Resident Tuition & Fees ⁽²⁾ ^{(3) (4) (5)}	\$1,254	\$2,305	\$3,356	\$4,407	\$5,458	\$6,509	\$7,560	\$8,611	\$9,662

INTERNATIONAL	ENROLLED HOURS								
	1	2	3	4	5	6	7	8	9
Non-Resident Graduate Tuition	\$1,124	\$2,248	\$3,372	\$4,496	\$5,620	\$6,744	\$7,868	\$8,992	\$10,116

Student Services Facility Fee	37	37	37	37	37	37	37	37	37
Technology Fee	25	25	25	25	25	25	25	25	25
Recreation Fee	25	25	25	25	25	25	25	25	25
Health & Wellness Fee	20	20	20	20	20	20	20	20	20
Financial Aid Trust	24	24	24	24	24	24	24	24	24
Student Programs Fee	35	35	35	35	35	35	35	35	35
Student Athletic Fee	37	37	37	37	37	37	37	37	37
Total Graduate International Tuition & Fees ^{(1)(2) (3) (4) (5)}	\$1,327	\$2,451	\$3,575	\$4,699	\$5,823	\$6,947	\$8,071	\$9,195	\$10,319

⁽¹⁾ Rates do not include tuition charges for courses offered through the ASU Extended Campus.

⁽²⁾ Music Fees & Special Class Fees are dependent on specific class enrollment and are not included here. Fees are available online through Class Search.

⁽³⁾ Summer tuition is billed per credit hour with no cap. The rates presented above are per session and if more than nine credit hours are taken in a session, tuition will be greater. To calculate the increase in tuition, add the tuition cost per hour for each additional hour taken to the tuition and fees total for nine hours.

⁽⁴⁾ All amounts shown in the Tuition and Fees Schedules or in other University publications or web pages represent tuition and fees as currently approved. However, Arizona State University reserves the right to increase or modify tuition and fees without prior notice, upon approval by the Arizona Board of Regents or as otherwise consistent with Board policy and to make such modifications applicable to students enrolled at ASU at that time as well as to incoming students. In addition, all tuition amounts and fees are subject to change at any time for correction of errors. Finally, please note that fee amounts billed for any period may be adjusted at a future date.

⁽⁵⁾ Some graduate and undergraduate programs assess an additional program fee. These fees differ according to the college and or program.

Source URL: <https://catalog.asu.edu/tuitionandfees/Sum17Graduate>

General Tuition & Fees Graduate & Post-Baccalaureate Online Campus

RESIDENT	ENROLLED HOURS																	
	1	2	3	4	5	6	7	8	9	10	11	12	13	14	15	16	17	18
Resident Graduate Online Tuition	\$502	\$1,004	\$1,506	\$2,008	\$2,510	\$3,012	\$3,514	\$4,016	\$4,518	\$5,020	\$5,522	\$6,024	\$6,526	\$7,028	\$7,530	\$8,032	\$8,534	\$9,036
Technology Fee ⁽⁴⁾	25	25	25	25	25	25	25	25	25	25	25	25	25	25	25	25	25	25
Student Programs Fee ⁽¹⁾	0	0	0	0	0	0	0	0	0	0	0	0	0	0	0	0	0	0
Student Service Facility Fee ⁽¹⁾	0	0	0	0	0	0	0	0	0	0	0	0	0	0	0	0	0	0
Student Athletics Fee	0	0	0	0	0	0	0	0	0	0	0	0	0	0	0	0	0	0
Health & Wellness Fee ⁽¹⁾	0	0	0	0	0	0	0	0	0	0	0	0	0	0	0	0	0	0
Financial Aid Trust ⁽⁴⁾	24	24	24	24	24	24	24	24	24	24	24	24	24	24	24	24	24	24
Recreation Fee ⁽¹⁾	0	0	0	0	0	0	0	0	0	0	0	0	0	0	0	0	0	0
Total Graduate Resident Online Tuition & Fees ⁽¹⁾ <small>(2) (3) (4) (5) (6)</small>	\$551	\$1,053	\$1,555	\$2,057	\$2,559	\$3,061	\$3,563	\$4,065	\$4,567	\$5,069	\$5,571	\$6,073	\$6,575	\$7,077	\$7,579	\$8,081	\$8,583	\$9,085

NON-RESIDENT	ENROLLED HOURS																	
	1	2	3	4	5	6	7	8	9	10	11	12	13	14	15	16	17	18
Non-Resident Graduate Online Tuition	\$502	\$1,004	\$1,506	\$2,008	\$2,510	\$3,012	\$3,514	\$4,016	\$4,518	\$5,020	\$5,522	\$6,024	\$6,526	\$7,028	\$7,530	\$8,032	\$8,534	\$9,036
Technology Fee ⁽⁴⁾	25	25	25	25	25	25	25	25	25	25	25	25	25	25	25	25	25	25
Student Programs Fee ⁽¹⁾	0	0	0	0	0	0	0	0	0	0	0	0	0	0	0	0	0	0
Student Service Facility Fee ⁽¹⁾	0	0	0	0	0	0	0	0	0	0	0	0	0	0	0	0	0	0
Student Athletics Fee	0	0	0	0	0	0	0	0	0	0	0	0	0	0	0	0	0	0
Health & Wellness Fee ⁽¹⁾	0	0	0	0	0	0	0	0	0	0	0	0	0	0	0	0	0	0
Financial Aid Trust ⁽⁴⁾	24	24	24	24	24	24	24	24	24	24	24	24	24	24	24	24	24	24
Recreation Fee ⁽¹⁾	0	0	0	0	0	0	0	0	0	0	0	0	0	0	0	0	0	0
Total Graduate Non-Resident Online Tuition & Fees ^{(1) (2) (3) (4) (5) (6)}	\$551	\$1,053	\$1,555	\$2,057	\$2,559	\$3,061	\$3,563	\$4,065	\$4,567	\$5,069	\$5,571	\$6,073	\$6,575	\$7,077	\$7,579	\$8,081	\$8,583	\$9,085

(1) Students admitted to an Online campus program are not billed the student programs fee, student service facility fee, athletics fee, health and wellness fee, or recreation fee.

(2) Online tuition is billed per credit hour with no cap. The rates presented above are per session and if more than 18 credit hours are taken in a session, tuition will be greater. To calculate the increase in tuition, add the tuition cost per hour for each additional hour taken to the tuition and fees total for 18 hours.

(3) Special Class Fees are dependent on specific class enrollment and are not included here. Fees are available online through Class Search.

(4) Mandatory fees are billed per session but are not to exceed the seven hour rate in a term.

(5) All amounts shown in the Tuition and Fees Schedules or in other University publications or web pages represent tuition and fees as currently approved. However, Arizona State University reserves the right to increase or modify tuition and fees without prior notice, upon approval by the Arizona Board of Regents or as otherwise consistent with Board policy and to make such modifications applicable to students enrolled at ASU at that time as well as to incoming students. In addition, all tuition amounts and fees are subject to change at any time for correction of errors. Finally, please note that fee amounts billed for any period may be adjusted at a future date.

(6) Certain graduate and undergraduate programs are assessed differential tuition or program fees, depending on the college and/or program. Use the Tuition and Cost of Attendance Estimator to review program specific tuition and fees.

Source URL: <https://catalog.asu.edu/tuitionandfees/sum17Grad-PostBaccOnline>

University Academic Policies

The following university academic policy experienced a change retroactive to the 2015-2016 and 2016-2017 academic years. This highlighted change occurred after the publication of the 2016-2017 academic catalog archive.

Undergraduate Policies and Procedures

Credit by Examination

Advanced Placement

Students who have taken an advanced placement course of the College Entrance Examination Board in their secondary school and who have taken an AP examination of the CEEB may receive university credit. No credit is given for any examination with a score of two or one. There is no limit to the number of AP credits that can be used to meet the General Studies requirement, including the requirements in natural sciences (SQ and SG) and literacy and critical inquiry (L).

When the scores are received by the university directly from the CEEB, credit is awarded as shown in the Advanced Placement Credit table below.

Advanced Placement Credit

Examination	Score	Semester Hours	Equivalency
Art—History	5 or 4 3	6 3	ARS 101, 102 ARS 101
Biology	5 or 4 3	8 4	BIO 181, 182 BIO 100
Calculus AB	5, 4, or 3	4	MAT 270
Calculus BC	5 or 4 3	8 4	MAT 270, 271 MAT 270
Chemistry	5 4	8 4	CHM 113, 116 CHM 113

Chinese Language and Culture	5	20	CHI 101, 102, 201, 202
	4	15	CHI 101, 102, 201
	3	10	CHI 101, 102
Comparative Government and Politics	5 or 4	3	POS 150
Computer Science A	5 or 4	3	ACO 101, CSE 110 or SER 100
Computer Science AB	5 or 4	6	CSE 110, 205
English Language & Composition	5 or 4	3	Placement into ENG 105 and Elective credit (3). Transfer students who have credit for ENG 102 and who completed the exam (with a score of 4 or 5) prior to enrolling in ENG 102 may receive ENG 101 credit for the exam.
English Literature & Composition	5 or 4	3	Placement into ENG 105 and Elective credit (3). Transfer students who have credit for ENG 102 and who completed the exam (with a score of 4 or 5) prior to enrolling in ENG 102 may receive ENG 101 credit for the exam.
Environmental Science	5 or 4	3	SOS 110
European History	5 or 4	6	HST 103 and 104
French Language and Culture	5	14	FRE 201, 202, 311, 312
	4	11	FRE 201, 202, 311
	3	8	FRE 201, 202
German Language and Culture	5	14	GER 201, 202, 311, 312
	4	11	GER 201, 202, 311
	3	8	GER 201, 202

Human Geography	5 or 4	3	GCU 102
Japanese Language and Culture	5 4 3	20 15 10	JPN 101, 102, 201, 202 JPN 101, 102, 201 JPN 101, 102
Latin: Vergil	5 4 3	16 12 0	LAT 101, 102, 201, 202 LAT 101, 102, 201 No Credit
Macroeconomics	5 or 4	3	ECN 211
Microeconomics	5 or 4	3	ECN 212
Music Theory	5 or 4	3	MTC 125
Physics – AP 1 Mechanics	5 or 4	4	PHY 111, 113
Physics – AP 2 Electricity and Magnetism	5 or 4	4	PHY 112, 114
Physics—AP Mechanics C	3, 4 or 5	4	PHY 111, 113
Physics—AP Electricity and Magnetism C	3, 4 or 5	4	PHY 112, 114
Psychology	5 or 4	3	PGS 101 or PSY 101
Spanish—Language	5 4 3	14 11 8	SPA 201, 202, 294 and 313 SPA 201, 202 and 294 SPA 201, 202
Spanish—Literature	5 4 3	15 12 8	SPA 111, 201, 202, 325 SPA 111, 201, 202 SPA 201, 202

Statistics	5, 4 or 3	3	STP 226
Studio Art: Drawing	5 or 4	3	ART 111
Studio Art: 2-D Design	5 or 4	3	ART 112
Studio Art: 3-D Design	5 or 4	3	ART 115
U.S. Government and Politics	5 or 4	3	POS 110
U.S. History	5 or 4	6	HST 109 and 110
World History	5 or 4	3	HST 101