

# PeopleSoft Catalog Review of Degree Search Program Content

## **Table of Contents**

[Finding your programs](#)

[Editing programs](#)

[Fields to be reviewed](#)

[Moving a program status](#)

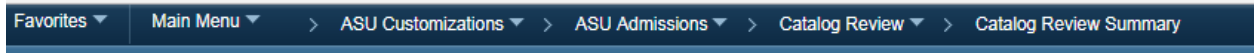
[Comparing prior revisions](#)

[Advanced search options](#)

## Finding your programs

To review your content in the PeopleSoft review environment:

1. Log into *PeopleSoft CS* from My ASU
2. From the homepage, select ASU Customizations → ASU Admissions → Catalog Review → Catalog Review Summary



3. On your catalog review summary page, you will find all of the programs belonging to your org.

Catalog Review Summary Page  
User ID: aalfons1

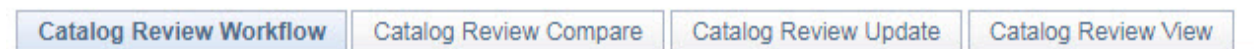
	Go To:	Acad Org	Org. name	Degree	Academic Plan	Type	Current Step	Comment
1	<a href="#">Go To:</a>	CMATHSTAT	Math & Statistical Sci Sch T	Mathematics (Statistics)	LAMATTBS	undergrad	Orig Rev	Rolled to originator to begin review.
2	<a href="#">Go To:</a>	CMATHSTAT	Math & Statistical Sci Sch T	Statistics	LASTAMIN	cert/minor	Orig Rev	Rolled to originator to begin review.
3	<a href="#">Go To:</a>	CMATHSTAT	Math & Statistical Sci Sch T	Computational Mathematical Sciences	LACMSMIN	cert/minor	Orig Rev	Rolled to originator to begin review.
4	<a href="#">Go To:</a>	CMATHSTAT	Math & Statistical Sci Sch T	Actuarial Science	LAACTBS	undergrad	Orig Rev	Rolled to originator to begin review.
5	<a href="#">Go To:</a>	CMATHSTAT	Math & Statistical Sci Sch T	Actuarial Science	LAACTCERT	cert/minor	Orig Rev	Rolled to originator to begin review.

4. The current step will tell you where the program is in the process. Click on *Go To* to view the program and make edits.

**Note:** You can sort your programs by any of the headers by clicking on it.

**Note:** You can search for a program on this page by clicking **Ctrl + F**. Do not use the search bar on top of the page.

5. “Go To” takes you to *Catalog Review Update*, which is initially read-only.



**Catalog Review Workflow** --- This tab allows you to see any **comments** made by prior reviewers and **move the program** forward or back in the workflow.

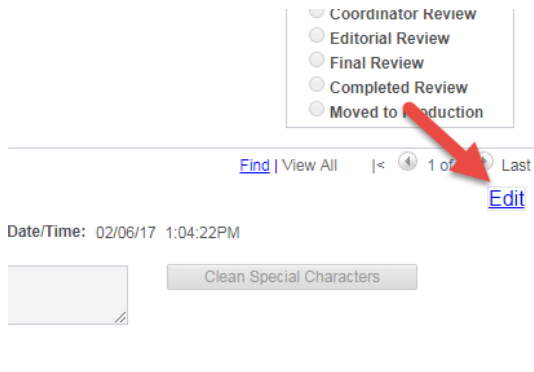
**Catalog Review Compare** --- This tab allows you to **see changes** that have been made by prior reviewers.

**Catalog Review Update** --- This tab allows you to **edit** all program information.

**Catalog Review View** --- This tab allows you to **see** all program information.

## Editing programs

1. On the *Catalog Review Update* page, which is initially read-only, click **Edit** to make updates.



2. Contact Info and Program Details fields are text boxes where you can enter the information.

**Note:** In order for phone numbers to show correctly in Degree Search, they must be entered as follows: xxx/xxx-xxxx.

3. Beginning with the marketing text, there are two boxes for each field – one rich text box and one HTML box. You only need to update one of the pair. If you update both, only one will save.

**Marketing Text**

Note \*\*\* Update ONLY Rich Text Description or XML Description. After SAVE, both will be updated.

The screenshot shows a rich text editor on the left and an HTML editor on the right. The rich text editor contains the text: "With the Department of Labor projecting growth in the field over the next two years, analytics training will be an invaluable skill for employees. If you're ready to pursue a career in business, engineering, government or another field, consider getting a bachelor's degree in mathematics with a concentration in statistics." The HTML editor contains the same text wrapped in HTML tags: "<p>With the Department of Labor projecting growth in the field over the next two years, analytics training will be an invaluable skill for employees. If you're ready to pursue a career in business, engineering, government or another field, consider getting a bachelor's degree in mathematics with a concentration in statistics.</p>". A green box highlights the instruction "Update either box, but not both".

4. **Save** your changes at the end of the text boxes section as the large text directs, and then click **Edit** again to make changes in the fields that appear below the text box sections, i.e. keywords, ONET codes and graduate admission deadlines.
5. Keywords – updating keywords follows PeopleSoft logic. Select the minus sign to delete a keyword, select the plus button to add one. Click the magnifying glass to search for one.

**Keywords**

The screenshot shows a table with the following data:

	*Keyword	Description		
1	GLOBALHEAL	Global health	+	-
2	HEALTH	health	+	-
3	INTHEALTH	International health	+	-
4	PUBHLT	Public Health	+	-

A green box highlights the 'search' button above the first row, and another green box highlights the 'add' button above the second row.

**Note:** Number Guidelines – 7 keywords (minors and certificates); 15 keywords (degree-granting programs)

**Note:** Searching for a keyword – after clicking the magnifying glass, use the Description box. Change the dropdown to *contains*, then type the word you are looking for. Click the desired

keyword to add it to the list. If the keyword does not exist, leave a note in the comment box on the **Catalog Review Workflow** tab, and Provost office staff will enter it.

### Look Up Keyword

Keyword  begins with ▾

Description  begins with ▾

**Look Up** = **Cancel** Basic Lookup

Search Results

Only the first 4243 possible 4243 can be displayed.

View 100 First 1-300 of 300

Keyword

1-8

2-D

2-D

6. ONET codes – updating ONET codes also follows PeopleSoft logic. Select the minus sign to delete an ONET code, select the plus button to add one. Click the magnifying glass to search for one; you can search by the code, the official ONET title or the alternate career title.

Look Up ONET Code

ONET Code  begins with ▾

Title  begins with ▾

Alternate Career Title  begins with ▾

New Record

**Look Up** **Clear** **Cancel** Basic Lookup

Search Results

Only the first 300 results of a possible 561 can be displayed.

View 100 First 1-300 of 300 Last

ONET Code	Title	Alternate Career Title	New Record
11-1011.00	Chief Executives	CEO	N
11-1011.03	Chief Sustainability Officers	Chief Sustainability Officer	N
11-1021.00	General and Operations Managers	General Manager (GM)	N
11-1031.00	Legislators	Politician	N
11-2011.00	Advertising and Promotions Managers	Marketing Associate	N
11-2011.01	Green Marketers	Green Marketer	N
11-2021.00	Marketing Managers	Marketing Manager	N
11-2022.00	Sales Managers	Sales Manager	N
11-2031.00	Public Relations and Fundraising Managers	Public Relations Manager (PR Manager)	N
11-3011.00	Administrative Services Managers	Office Manager	N
11-3021.00	Computer and Information Systems Managers	Information Technology Manager (IT Manager)	N
11-3031.01	Treasurers and Controllers	Treasurer	N
11-3031.02	Financial Managers, Branch or Department	Bank Branch Manager	N
11-3051.00	Industrial Production Managers	Manufacturing Plant Manager	N
11-3051.01	Quality Control Systems Managers	Quality Control Manager	N
11-3051.02	Geothermal Production Managers	Power Production Manager	N
11-3051.03	Biofuels Production Managers	Biofuels Production Manager	N
11-3051.04	Biomass Power Plant Managers	Power Plant Manager	N
11-3051.05	Methane/Landfill Gas Collection System Operators	Methane System Operator	N
11-3051.06	Hydroelectric Production Managers	Hydroelectric Production Manager	N
11-3061.00	Purchasing Managers	Purchasing Manager	N

CAUTION! SAVE prior changes before making changes below this line.

ONET Codes

*ONET Code	Title
1 11-9121.00	Natural Sciences Managers
2	
3 11-9121.01	Clinical Research Coordinators
4 13-1161.00	Market Research Analysts and Marketing Specialists
5 13-2099.02	Risk Management Specialists
6 15-2011.00	Actuaries
7 15-2021.00	Mathematicians
8 15-2041.00	Statisticians
9 15-2041.01	Biostatisticians

**Note:** Number Guidelines – 10 maximum. The goal is to focus the career possibilities so as not to overwhelm students. This also gives all programs an even playing field in the me3 game.

7. Deadlines by Term - This field shows application deadlines by term. Please review for accuracy. While the system does ask for a year to the deadlines, only the month and date show in Degree Search.

**Note:** The Graduate College does not maintain or monitor this field. This field is completely up to you, the reviewer.

If you wish to add another term (spring or summer), click the plus sign in the top part of the box.

If you wish to add another type of deadline (rolling, priority or final) to your initial entry, click the plus sign in the middle part of the box.

*Start	*Campus	Deadline	*Type	Last Update Date/Time	by
1				08/23/18 3:05:27PM	

8. Click **Save** at the bottom.

## Fields to be reviewed

All programs:

- Unit email
- ASU office location
- Unit phone number
- ASU mail code
- Program website address
- Video URL
- Accelerated programs
- Concurrent programs
- Marketing text
- Program description
- PLS alliance
- Global experience
- Career opportunities
- Keywords
- ONET codes

Undergraduate programs only:

- Program fee
- Language requirement
- First math requirement course ID
- Math intensity
- First math additional info
- Change of major requirements

Undergraduate minors and certificates only:

- Enrollment requirements

Graduate programs and certificates only:

- Admission deadline URL
- Degree requirements
- Admission requirements
- Global degrees
- Deadlines by term

## Moving a program status

1. Click on the *Catalog Review Workflow* tab.
2. Enter any comments in the *Comment* box.
3. The next level forward is automatically populated underneath. Click **Approved, Route to Selected Approver** to move program forward.

Program Status: Comment:

🔄 📄 ⬅️ ➡️ 🔍 ↶ ↷ 🔗 🔗 **B** **I** **U** ☰ ☰ ☰

|

Route Forward to Step  Approved, Route to Selected Approver

Route Backward for Revision  Needs Revision, Send Back to Selected Approver

4. If you wish to move the program back, select which level to return it to via the *Route Backward for Revision* drop-down, then click **Needs Revision, Send Back to Selected Approver**.

## Comparing prior revisions

1. On the *Catalog Review Compare* tab, select which two revisions you would like to compare, and click **Compare**.

Catalog Review View | **Catalog Review Compare** | Catalog Review Update | Catalog Review Workflow

Political Science

Undergraduate Degree Description Review

Institution:  
 Academic Plan:  
 Degree Awarded:  
 Degree:  
 College/School: College of Liberal Arts and Sciences  
 Department/School: School of Politics and Global Studies  
 Plan Status: In Progress

**Click the check boxes for the two you want to compare**

	Effective Date	Effective Sequence	Last Update User ID	Last Update Name	Last Update Date/Time	Revert	Delete
<input checked="" type="checkbox"/>	1 10/17/2017	2	aalfons1	Alfonso, Alicia	10/17/17 2:32:37PM	<input type="checkbox"/>	<input type="checkbox"/>
<input checked="" type="checkbox"/>	2 04/24/2017	1	mwoodwa1	Woodward, Melissa Marie	06/08/17 1:37:15PM	<input type="checkbox"/>	<input type="checkbox"/>

**Then click here**

Select two instances by selecting check box in column 1. selecting two, press 'Compare' button.

Compare

2. The most recent revision will be on the left; the older version will be on the right. Only fields that changed will be shown, and the changes will be highlighted below each set of fields (green = addition; red = deletion).

<b>Revision</b>	10/17/17	aalfons1	Alfonso, Alicia	<b>Revision</b>	06/08/2017
-----------------	----------	----------	-----------------	-----------------	------------

---

**Changes to Program Website Address:**

https://imadeachange.asu.edu	https://pgs.clas.asu.edu/
https://pgs.clas.madeachange.asu.edu/	



## Advanced search options

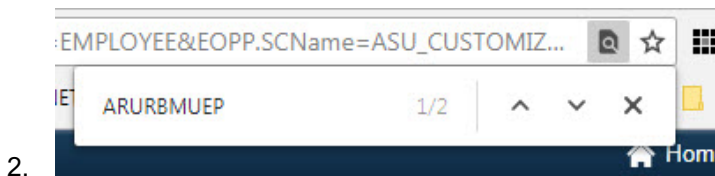
In addition to being able to sort by each of the headers on the *Catalog Review Summary* page (1), you can also click **Ctrl + F** to search for a program in the *Catalog Review Summary* page (2).

1.

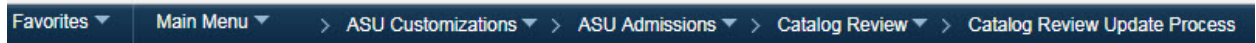
Catalog Review Summary Page

User ID: aalfons1

	Go To:	Acad Org	Org. name	Degree	Academic Plan	Type	Current Step	Comment	Last Update DateTime
1	Go To:	CHIDN	Dean, Herberger Inst Dsgn Art	Design, Environment and the Arts (History, Theory, and Criticism), PhD	HIDEAHTPHD	grad	Graduate	Moved for Grad College changes	08/27/18 3:28:38PM
2	Go To:	CHIDN	Dean, Herberger Inst Dsgn Art	Design, Environment and the Arts, PhD	HIDEAPHD	grad	Original	set to Originator Step	08/13/18 12:05:30PM
3	Go To:	CHIDN	Dean, Herberger Inst Dsgn Art	Design, Environment and the Arts (Design), PhD	HIDEADSPHD	grad	Original	set to Originator Step	08/13/18 12:05:50PM
4	Go To:	CHUMEVOL	Human Evol & Social Chg Sch T	Global Health (Complex Adaptive Systems Science), PhD	LASSHCPHD	grad	Graduate	Moved to Grad level for pre-approved changes.	08/24/18 3:36:43PM
5	Go To:	CPUBAFF	Public Affairs Sch D	Public Administration (NonProfit Administration), MPA	PPNONRMPA	grad	Original	set to Originator Step	08/13/18 12:10:50PM
6	Go To:	CART	Art Sch T	Art, MFA	HIARTMFA	grad	Original	set to Originator Step	08/13/18 12:08:01PM



If you wish to narrow down which programs you see, you can use *Catalog Review Advanced Search*.



If you want to see **only** programs of yours that are at the Department/School review level, or just your minors and certificates, this would be a good place to view them.

### Update Plan Extensions

Enter any information you have and click Search. Leave fields blank for a list of all values.

Find an Existing Value

Search Criteria

Academic Institution begins with ASU00

Academic Plan begins with

Academic Organization begins with

Organization Name begins with

Approval Step Status =

Approval Current Step =

Plan Extensions Workflow Type =

Correct History  Case Sensitive

Limit the number of results to (up to 300): 300

Search Clear Basic Search

Catalog Coord Review  
 College/School Review  
 Completed Review  
 Dept/School Review  
 Editorial Review  
 Final Review  
 Graduate Review  
 Moved to Production  
 Originator